

THE ENVIRONMENT FOR POLICING IN WINNIPEG

The Winnipeg Police Board monitors factors and trends that influence community safety and policing in Winnipeg. This enables the Board to identify policing priorities to include the strategic plan it creates for the Winnipeg Police Service.

2017

COMMUNITY SNAPSHOT

Population

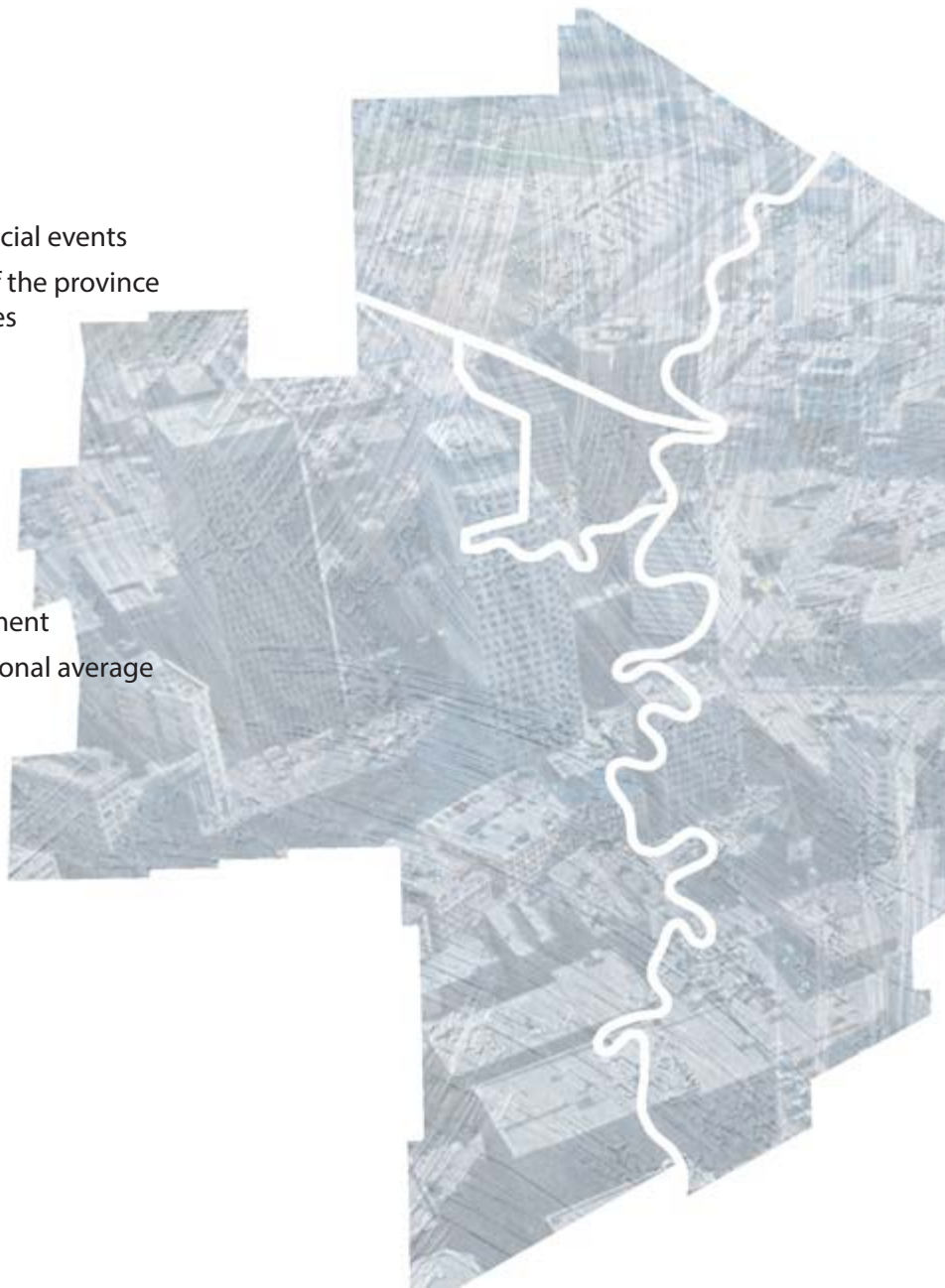
- 735,500 people
- 19.7% of the population are members of a visible minority, 11% are Indigenous
- Additional people travel into Winnipeg on a daily basis for work, shopping and special events
- People travel to the city from other parts of the province for education, health care and other services

Geography

- The largest city in Manitoba
- The city covers an area of 475 km²
- Over 3,284km of road for police to patrol

Economy

- Steady economic growth, 6.8% unemployment
- Provincial child poverty rate above the national average



MEAN SCORE (1 TO 5)

What are the top safety issues in your community?

Respondents to a 2015 survey rated the following answers from 1 (not serious at all) to 5 (extremely serious)

95% of residents felt safe walking around their neighbourhood during the day

Neighbourhood Problem

2.75	Traffic violations
2.71	Drug problems/dealers
2.59	Vandalism/graffiti
2.57	Theft from cars
2.35	Break and enter to homes
2.19	Robbery
2.15	Assaults
1.96	Gang violence
1.84	People hanging around on streets
1.79	Harassment on ethnicity
1.71	Police harassment
1.71	Noise and disturbances
1.70	Intoxicated persons
1.63	Prostitution

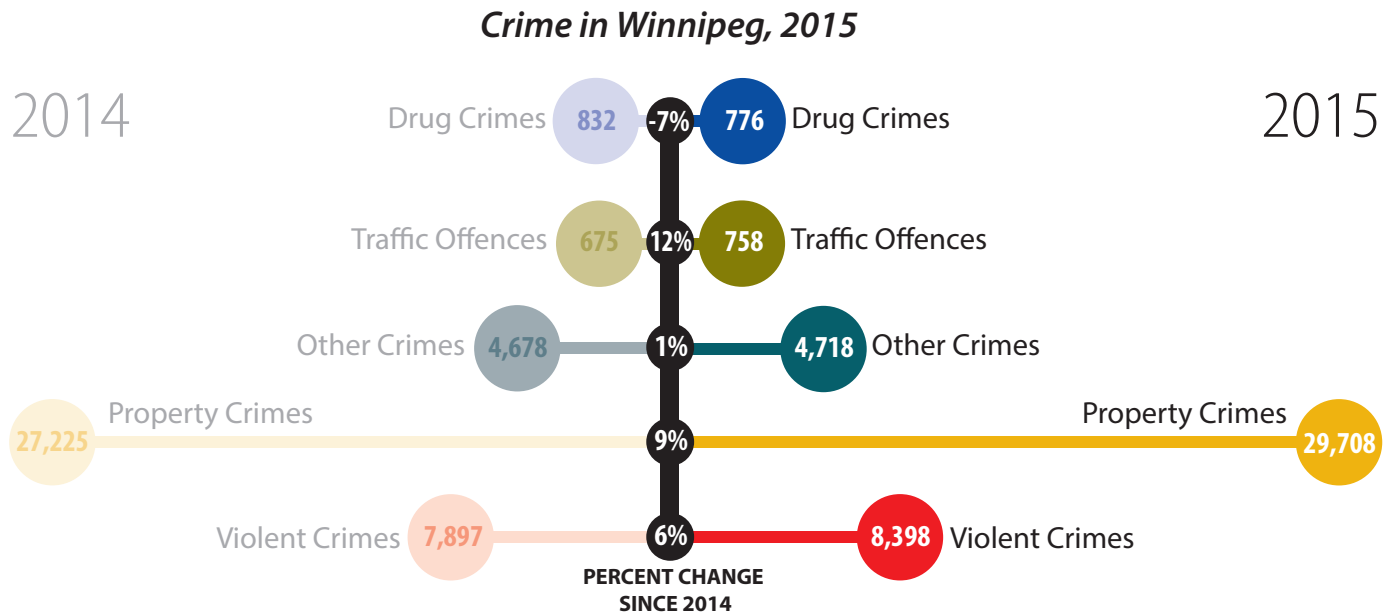
What are the most important police activities?

Survey respondents rated the following answers from 1 (not at all important) to 5 (extremely important)

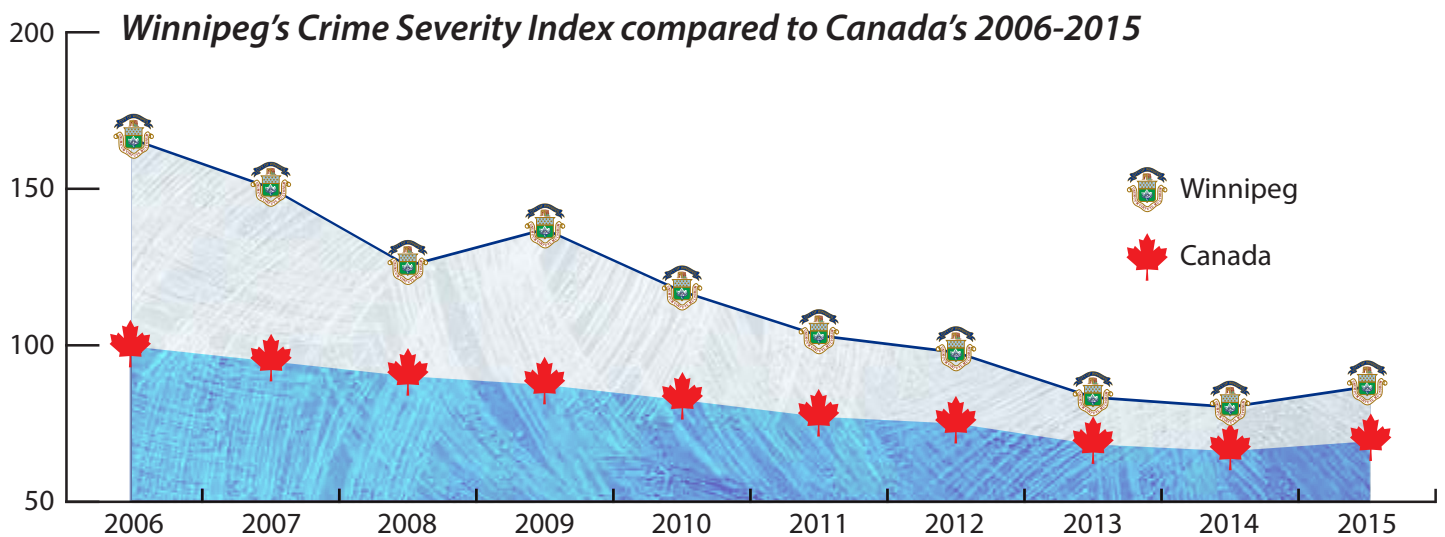
29% of respondents felt unsafe walking around downtown during the day, and 81% felt unsafe walking there at night

Priority	AVERAGE (1 TO 5)
Criminal investigations	4.74
Responding promptly to calls	4.62
Crime prevention	4.48
Concentrated effort on drug dealers	4.42
Being visible on patrol	4.35
Keeping peace and order on the streets	4.19
Concentrated effort on gangs	4.06
Traffic enforcement	3.79
Concentrated effort on intoxicated persons	3.52

A SNAPSHOT OF CRIME AND SAFETY ISSUES



Source: Winnipeg Police Service Annual Report, published July 2016



The crime severity index measures the amount and seriousness of crime. The seriousness of crimes are calculated using court sentences. Winnipeg's crime severity index has decreased by 47% over the last decade, but is still higher than the national average.

Comparing Winnipeg to other Canadian cities in 2015:

- Winnipeg had the highest robbery rate
- Winnipeg tied Edmonton for the second-highest homicide rate

Comparing Manitoba to other provinces in 2015:

- Manitoba scored second-highest for the severity of violent crime committed by youth
- Manitoba had the highest rate of homicides involving Indigenous victims

POLICE SERVICES – A SNAPSHOT

The Winnipeg Police Service responded to 205,641 calls for service in 2016. That's 33% more than in 2008.

Of those calls for service:

- 137,476 came from citizens contacting the police
 - 68,165 were events initiated by police

In 2016, the Winnipeg Police Service's communications centre answered:

- 276,261 calls to 911 (8% more than the previous year)
- 188,584 calls to the non-emergency line were answered by communications centre staff
- 113,762 calls to the non-emergency line were redirected by an automated Interactive Voice Response system to divisions within the police service or to the appropriate outside agency

The most common reasons for calling police in Winnipeg are:

- Reporting a domestic dispute
- Requesting police check on a person's well-being
- Reporting a disturbance
- Requesting assistance
- Reporting a suspicious person
- Reporting an intoxicated person who needs to be assisted or detained
- Reporting a traffic issue or unsafe motorist

The most common police-initiated events are:

- Conducting a traffic stop
- Monitoring a crime "hot spot"
- Paying special attention to a location that has ongoing crime and safety problems
- Checking on wanted persons or persons who are on parole

Responding to calls for service is just one part of the Winnipeg Police Service's mandate. It has an authorized complement of 1925 members (1421 sworn officers and 504 civilians). The Service has 198 officers for every 100,000 residents of Winnipeg.



If you'd like to know more about crime and policing in Winnipeg, or have a say in how police services are delivered, you can contact the Winnipeg Police Board. The Board establishes strategic and policy directions for the Winnipeg Police Service. For more information or to connect with the Board, visit www.winnipegpoliceboard.ca.