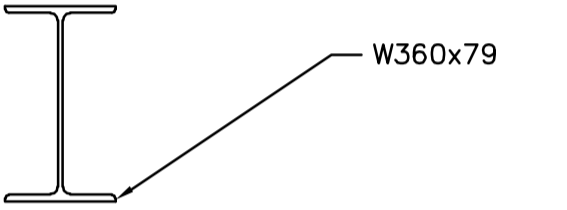


NOTE:

- 1. FIELD VERIFY DIMENSIONS PRIOR TO FABRICATION.
- 2. SPLICE BRIDGE CRANE RUNWAY BEAM AT SUPPORT LOCATION ONLY, SEE DETAIL

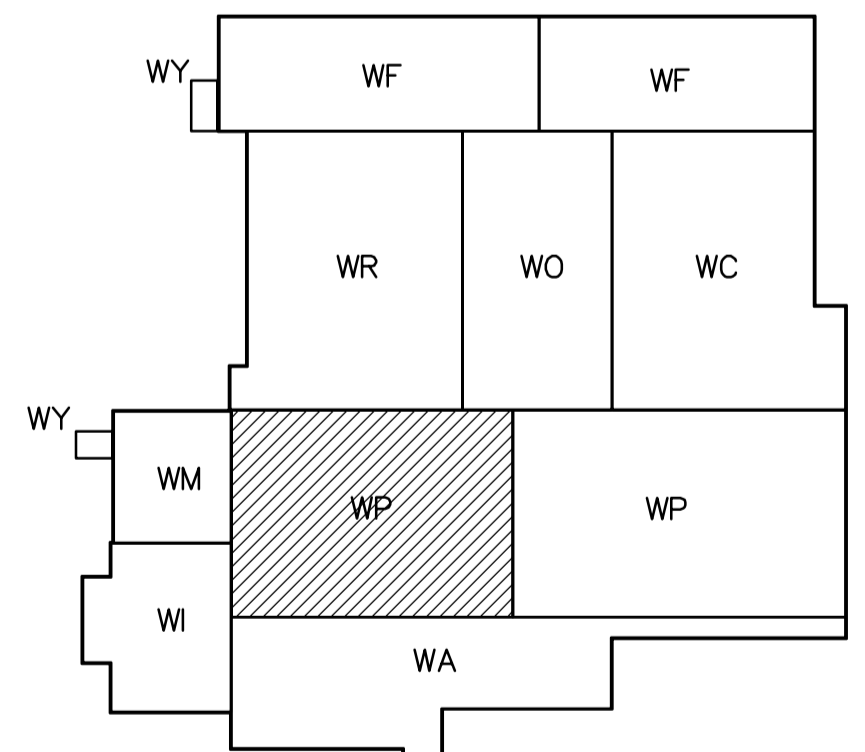
3
WP-S7402

TOS
EL 250.205

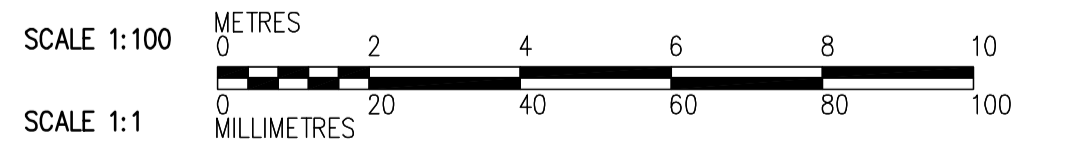


BRIDGE CRANE BEAM

A SECTION
1:10



ROOF PLAN
1:100



<p>APEGN Certificate of Authorization CH2M HILL Canada Ltd. No. 1441 Expiry: April 30, 2006</p>	<p>Frederickson Cooper ARCHITECTS</p>	<p>EarthTech A Tyco International Ltd. Company</p>	ENGINEER'S SEAL	<p>THE CITY OF WINNIPEG WATER AND WASTE DEPARTMENT ENGINEERING DIVISION</p>			
			DESIGNED BY RZ/EL		CHECKED BY AP	ORIGINAL SIGNED BY D. KRUGER	CITY FILE NUMBER
			DRAWN BY RL/CA		APPROVED BY AHL	2006/04/21	SHEET OF
SCALE: 1:100	RELEASED FOR CONSTRUCTION BY: R. SOROKOWSKI	CONSULTANT DRAWING NO. WP-S7141	STRUCTURAL FLOC/DAF AREA 1 ROOF PLAN	CITY DRAWING NUMBER 1-0601P-A-S7141-001-000			
00 742-2005 ADDENDUM 1	06/04/21	EL	DATE 2005/12/13	DATE 2006/04/21			