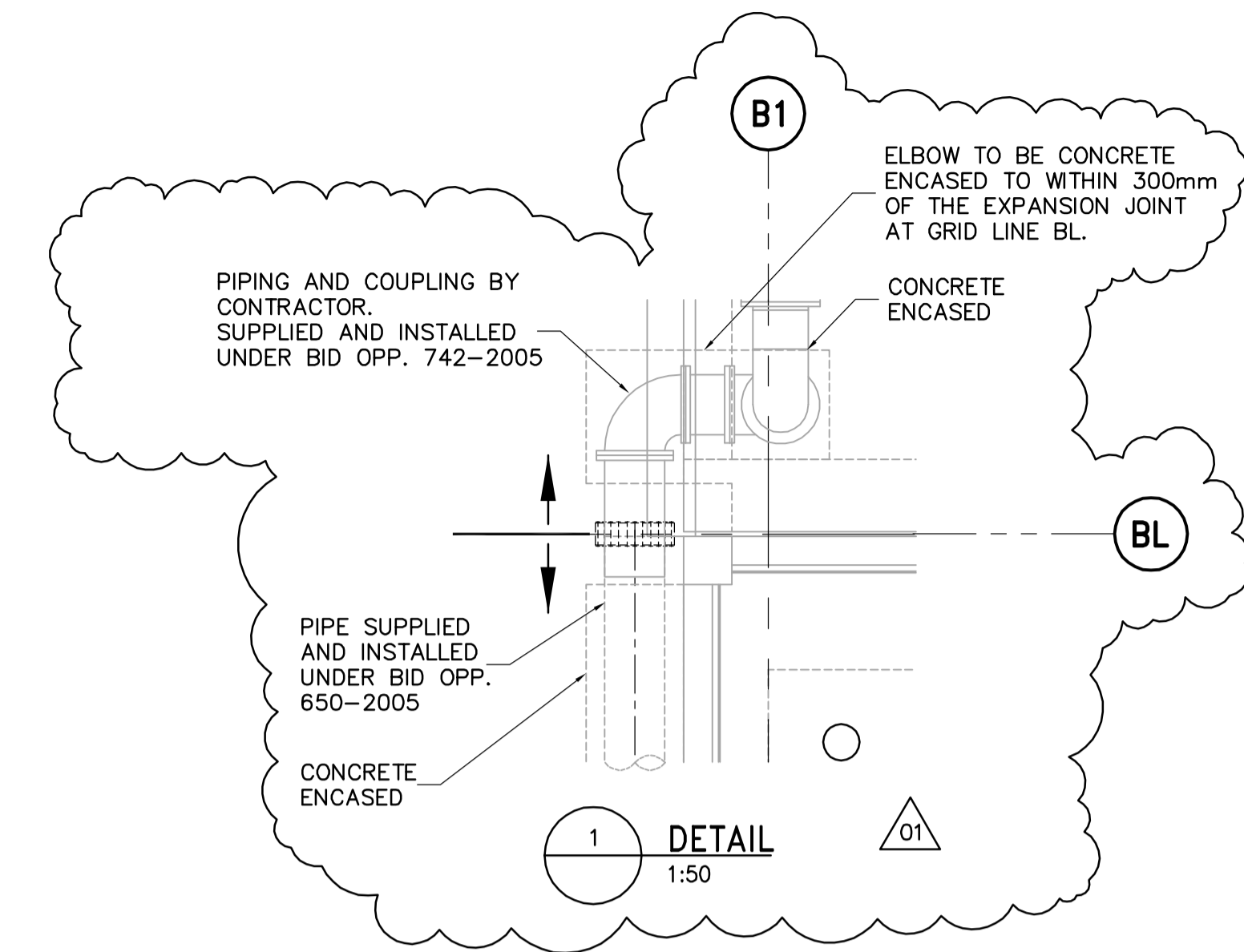
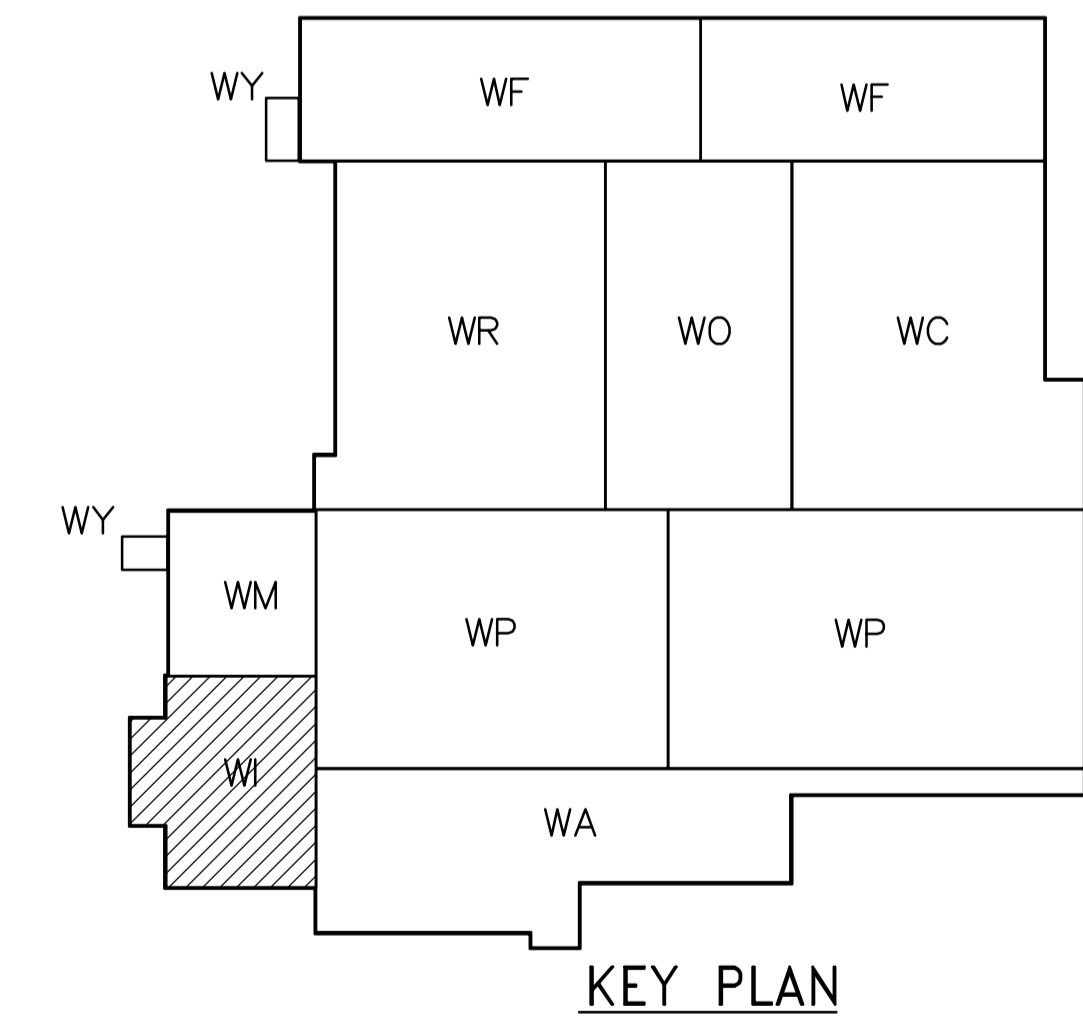


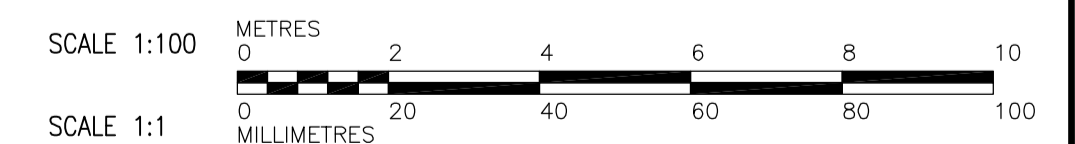
THIRD FLOOR PLAN
1:100



1 DETAIL
1:50



KEY PLAN



NOTES:

1. VALVES FV-1000A & FV-1000B AND ASSOCIATED ACTUATORS ARE SUPPLIED BY OTHERS. INSTALLATION OF VALVES BY OTHERS. INSTALLATION OF ACTUATORS SHALL BE COVERED UNDER THIS CONTRACT.
2. SLUICE GATE SLG-1000C AND ACTUATOR ARE SUPPLIED BY OTHERS. SLUICE GATE WALL THIMBLE SUPPLIED AND INSTALLED BY OTHERS.
3. EMBEDDED SPOOL PIECES BY OTHERS.
4. PUMPS, MOTORS AND VARIABLE SPEED DRIVES SUPPLIED BY OTHERS.



NO.	REVISIONS	DATE	BY
01	742-2005 ADDENDUM 2	06/04/28	GLG
00	ISSUED FOR TENDER	06/03/29	JBC

DESIGNED BY	SBW	CHECKED BY	SBW
DRAWN BY	JBC	APPROVED BY	AHL
SCALE:	1:100		
RELEASED FOR CONSTRUCTION BY:	R. SOROKOWSKI		
DATE	2005/08/19	DATE	2006/03/29

ENGINEER'S SEAL	ORIGINAL SIGNED BY	S.B. WILLIAMSON
	DATE	2006/03/29
CONSULTANT DRAWING NO.	WI-M0131	

THE CITY OF WINNIPEG
WATER AND WASTE DEPARTMENT
ENGINEERING DIVISION

WATER TREATMENT PLANT
INLET WORKS AND RAW WATER PUMPING
MECHANICAL AND ELECTRICAL

PROCESS MECHANICAL
RAW WATER PUMP STATION AREA
THIRD FLOOR PLAN

CITY FILE NUMBER
SHEET OF

CITY DRAWING NUMBER
1-06011-A-M0131-001-010