

FIG. 1 DIRTY SERVICE DIAPHRAGM SEAL

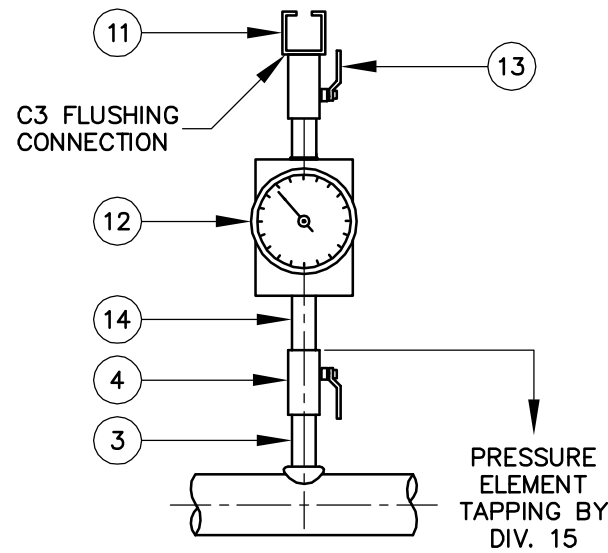


FIG. 2 DIRTY SERVICE IN-LINE SENSOR

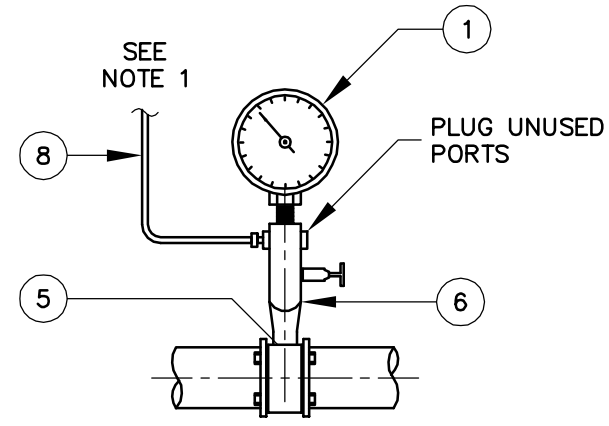


FIG. 3 DIRTY SERVICE IN-LINE SENSOR

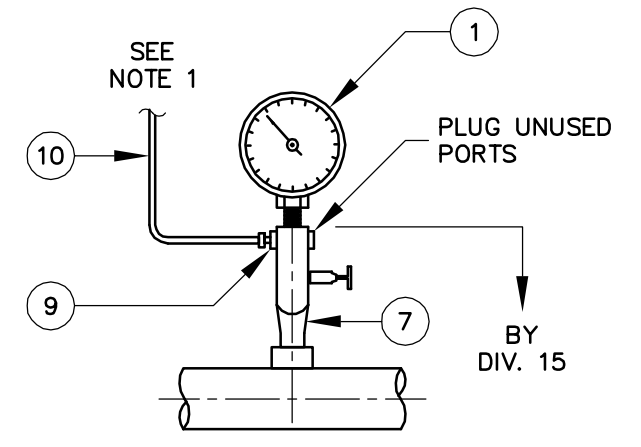


FIG. 4 CLEAN SERVICE

NOTES:

- 1) FOR REMOTE MOUNTING OF PRESSURE SWITCHES OR OTHER GAUGES (FIG. 4 ONLY) WHEN REQUIRED BY APPLICATION, REFER TO DRAWING NO. WB-A0405.
- 2) INSTALL A PRESSURE SNUBBER ON EVERY INSTALLATION THAT IS ON THE DISCHARGE OF A PUMP AND ANYWHERE THAT RAPID PRESSURE FLUCTUATIONS MAY OCCUR
- 3) SUPPLIED AND INSTALLED BY DIVISION 15. PROVIDE A BUSHING OR REDUCER TO MEET SIZE REQUIREMENTS.

ITEM	DESCRIPTION
1	PRESSURE GAUGE, 12mm (NPT), BY SECTION 17212
2	DIAPHRAGM SEAL, ASHCROFT TYPE 101, C/W FLUSHING AND FILL CONN.
3	LONG NIPPLE, 50 mm LONG, SEE NOTE 3
4	BALL VALVE - BV02, 20mm DIA, REFER TO DIVISION 15, SEE NOTE 3
5	THRU IN-LINE PRESSURE SENSOR, 12mm (NPT) CONN., BY SECTION 17701
6	MULTI-PORT GAUGE VALVE, STRAIGHT THROUGH TYPE, 12mm x 12mm (NPT), SEE NOTE 3
7	MULTI-PORT GAUGE VALVE, STRAIGHT THROUGH TYPE, 12mm x 20mm (NPT), SEE NOTE 3
8	CAPILLARY TUBING, C/W 316SST ARMOURD SHEATH
9	MALE CONNECTOR, 12mm x 10mm (NPT)
10	TUBING, 10mm DIA, 316SST
11	QUICK DISCONNECT, 25mm, REFER TO DIVISION 15
12	IN-LINE PRESSURE SENSOR, RED VALVE TYPE 42S, C/W SENSING LIQUID & GAUGE
13	BALL VALVE - BV01, 25mm DIA, REFER TO DIVISION 15
14	LONG NIPPLE, 50mm LONG

01

<p>Certificate of Authorization Earth Tech Canada Inc. No. 730 Expiry: April 30, 2007</p>	B.M. ELEV.	<p>DESIGNED BY: NT CHECKED BY: SWT DRAWN BY: GLG APPROVED BY: AHL SCALE: NTS RELEASED FOR CONSTRUCTION BY: R. SOROKOWSKI DATE: 2006/01/03 DATE: 2006/03/29</p>	ENGINEER'S SEAL	<p>THE CITY OF WINNIPEG WATER AND WASTE DEPARTMENT ENGINEERING DIVISION</p>	
			ORIGINAL SIGNED BY: S.W. TORMEY DATE: 2006/03/29		WATER TREATMENT PLANT MAIN BUILDING MECHANICAL AND ELECTRICAL
			CONSULTANT DRAWING NO.: WB-A0404		CITY FILE NUMBER
					CITY DRAWING NUMBER: 1-0601B-D-A0404-001-01B