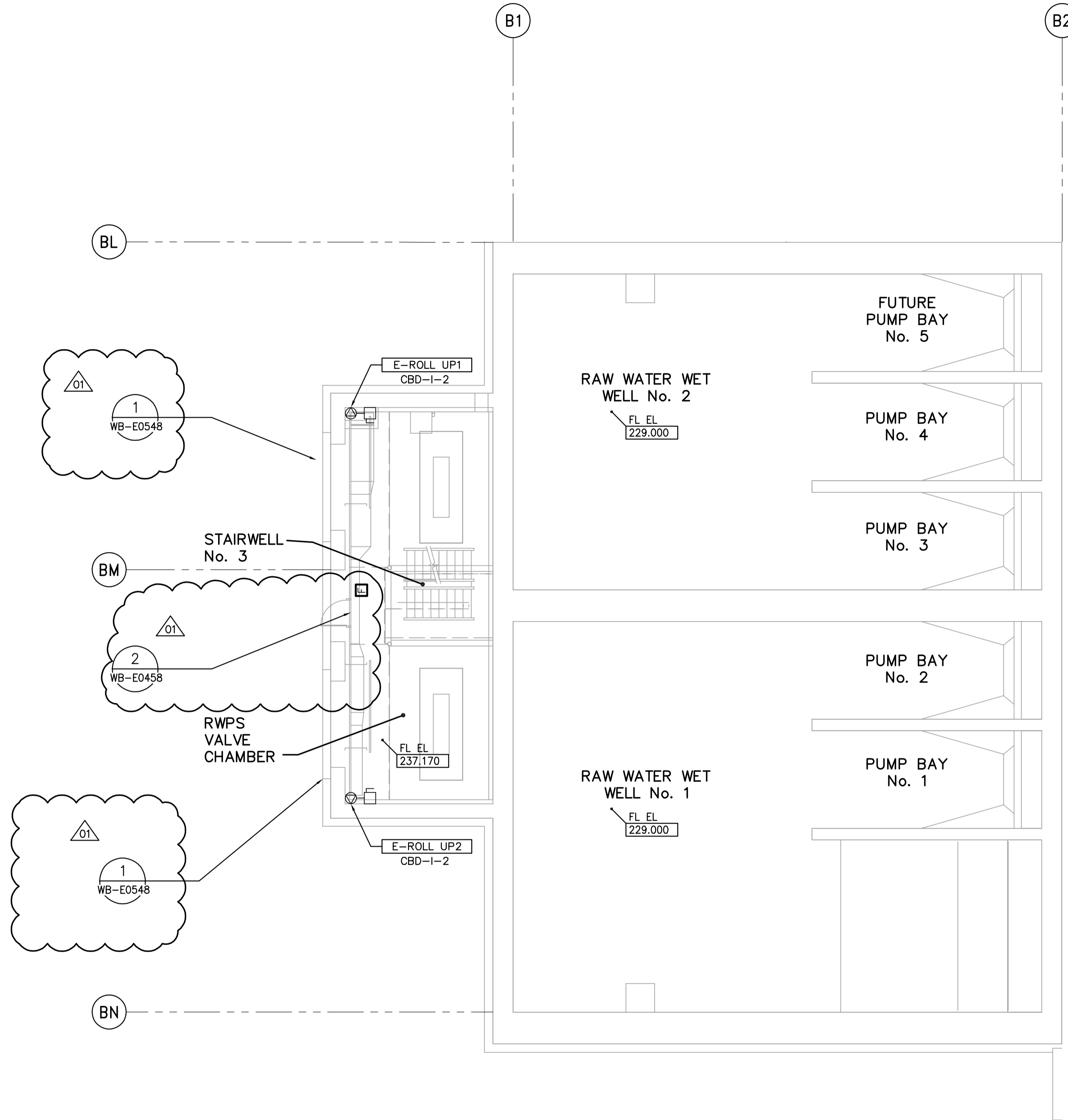
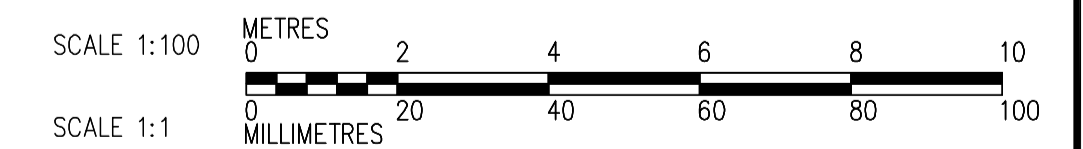
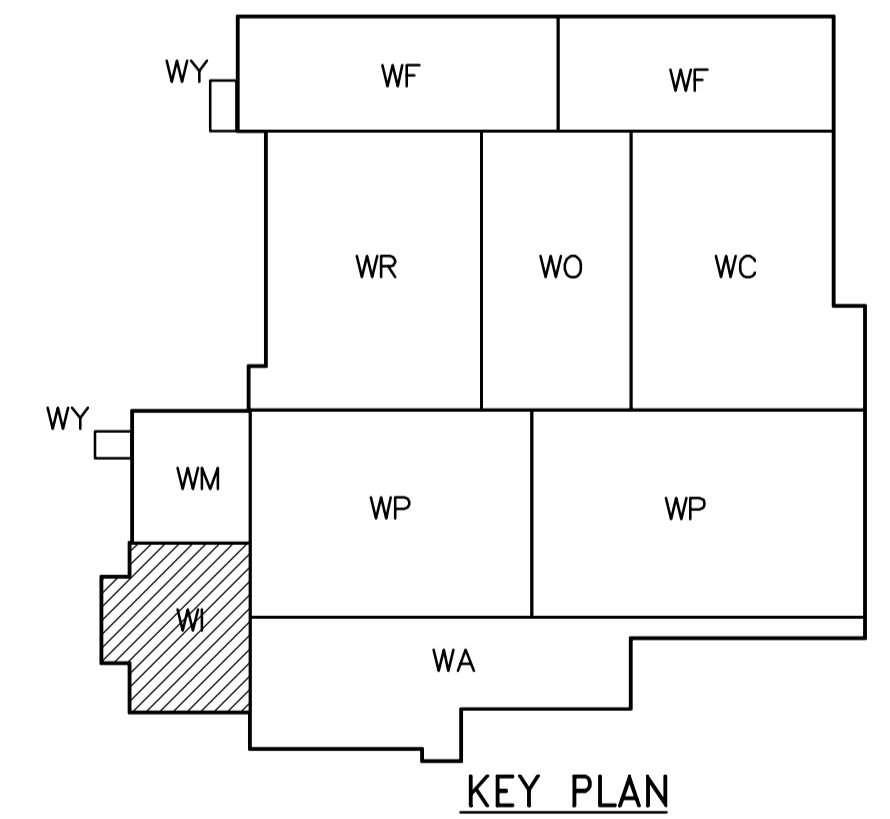


NOTE:  
1. SEE MCC #1A & #1B SINGLE LINE DIAGRAM FOR 600V POWER DISTRIBUTION.



FIRST FLOOR FACILITY PLAN  
1:100



 <b>APEGN</b> Certificate of Authorization CH2M HILL Canada Ltd. No. 1441 Expiry: April 30, 2007	 Frederickson Cooper ARCHITECTS	 A Geo International Ltd. Company	ENGINEER'S SEAL	 <b>THE CITY OF WINNIPEG</b> WATER AND WASTE DEPARTMENT ENGINEERING DIVISION		
			DESIGNED BY JT		CHECKED BY ND	ORIGINAL SIGNED BY L.D. LLEWELLYN
			DRAWN BY KJ		APPROVED BY AHL	2006/03/29
			SCALE: 1:100		RELEASED FOR CONSTRUCTION BY: R. SOROKOWSKI	CONSULTANT DRAWING NO. WI-E0111
B.M. ELEV. NO. REVISIONS DATE BY DATE	01 742-2005 ADDENDUM 3 06/05/05 LL 00 ISSUED FOR TENDER 06/03/29 LL 2005/07/13	2006/03/29	WATER TREATMENT PLANT INLET WORKS AND RAW WATER PUMPING MECHANICAL AND ELECTRICAL	CITY FILE NUMBER SHEET OF CITY DRAWING NUMBER 1-06011-A-E0111-001-01D		