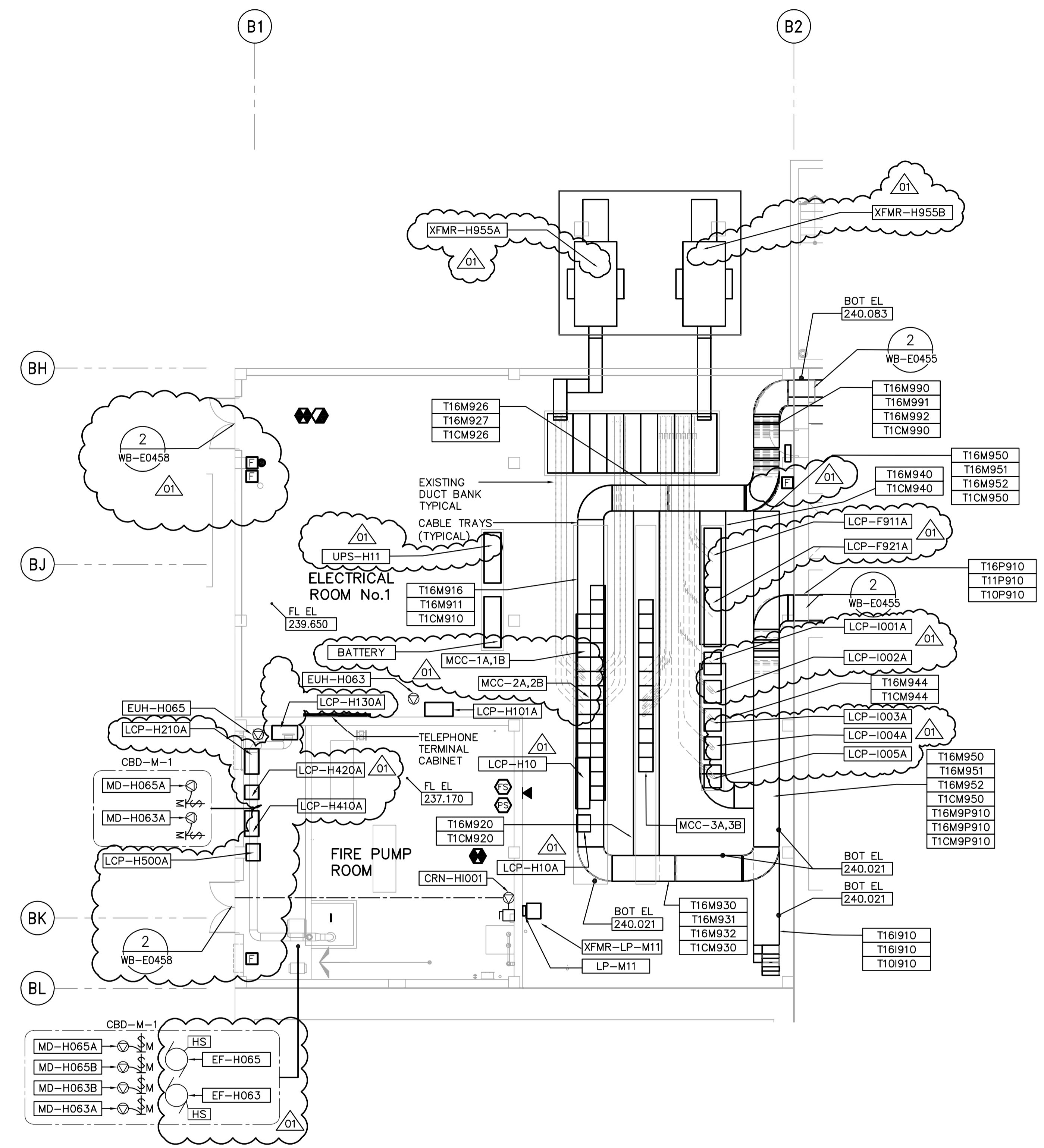


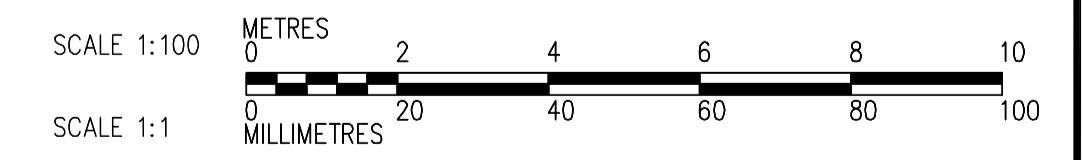
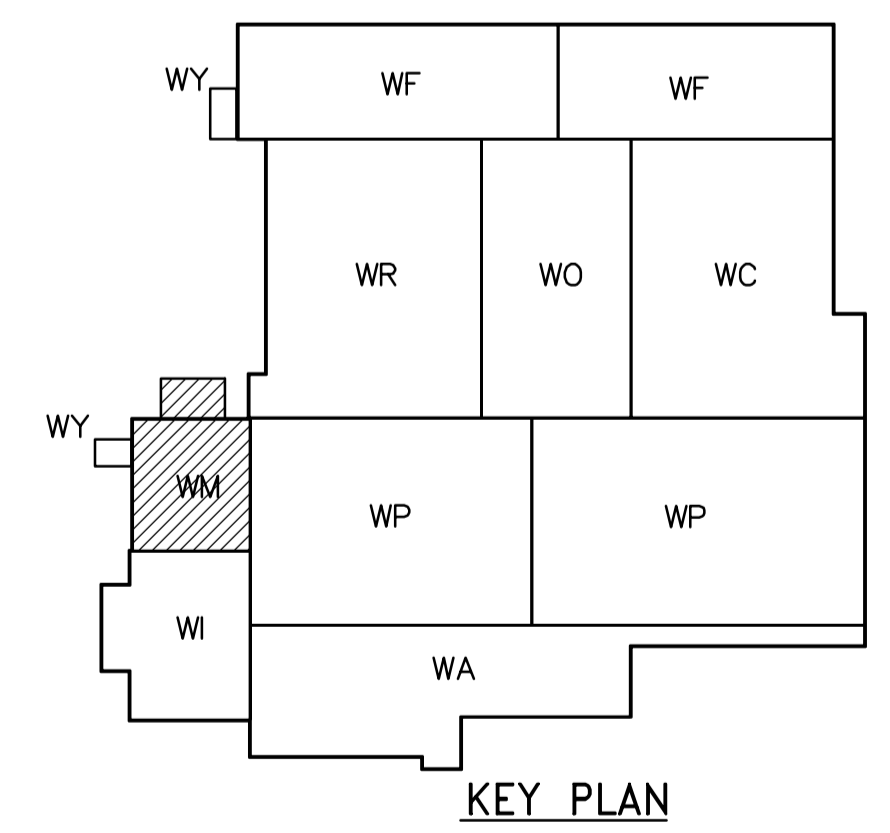
- NOTES:**
- SEE MCC #1A & #1B SINGLE LINE DIAGRAM FOR 600V POWER DISTRIBUTION.
  - ALL 120V AND 208V LOADS ARE FED FROM LP-M11



**FIRST FLOOR FACILITY PLAN**  
1:100

CABLE TRAY TAGGING  
SEE DETAIL

3  
WB-E0455



 <b>APEGN</b> Certificate of Authorization CH2M HILL Canada Ltd. No. 1441 Expiry: April 30, 2007	 <b>Frederickson Cooper</b> ARCHITECTS	 <b>EarthTech</b> A Tyco International Ltd. Company	ENGINEER'S SEAL	 <b>THE CITY OF WINNIPEG</b> WATER AND WASTE DEPARTMENT ENGINEERING DIVISION	CITY FILE NUMBER
			DESIGNED BY: JT CHECKED BY: ND DRAWN BY: KJ APPROVED BY: AHL SCALE: 1:100 RELEASED FOR CONSTRUCTION BY: R. SOROKOWSKI DATE: 2005/06/30 DATE: 2006/03/29		ORIGINAL SIGNED BY: L.D. LLEWELLYN DATE: 2006/03/29 CONSULTANT DRAWING NO.: WM-E0111
B.M. ELEV.		NO. REVISIONS DATE BY			
01 742-2005 ADDENDUM 3 06/05/05 LL 00 ISSUED FOR TENDER 06/03/29 LL					