SHEET: COW-A1 (05/2005)

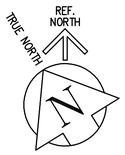

NOTES:

1. SEE MCC #1A & #1B SINGLE LINE DIAGRAM FOR 600V POWER DISTRIBUTION.
2. 01 ALL 120V AND 208V LOADS ARE FED FROM LP-M11.
3. PROVIDE TRANSFORMER GROUNDING TO THE REQUIREMENT OF MANITOBA HYDRO. REFER TO DETAIL WB-E0456 FOR MINIMUM REQUIREMENT.
4. SEE CBD-M-4 FOR MISCELLANEOUS COMMUNICATION NET WORK WIRING BETWEEN SWITCHGEAR, MCC'S, AND LCP'S.

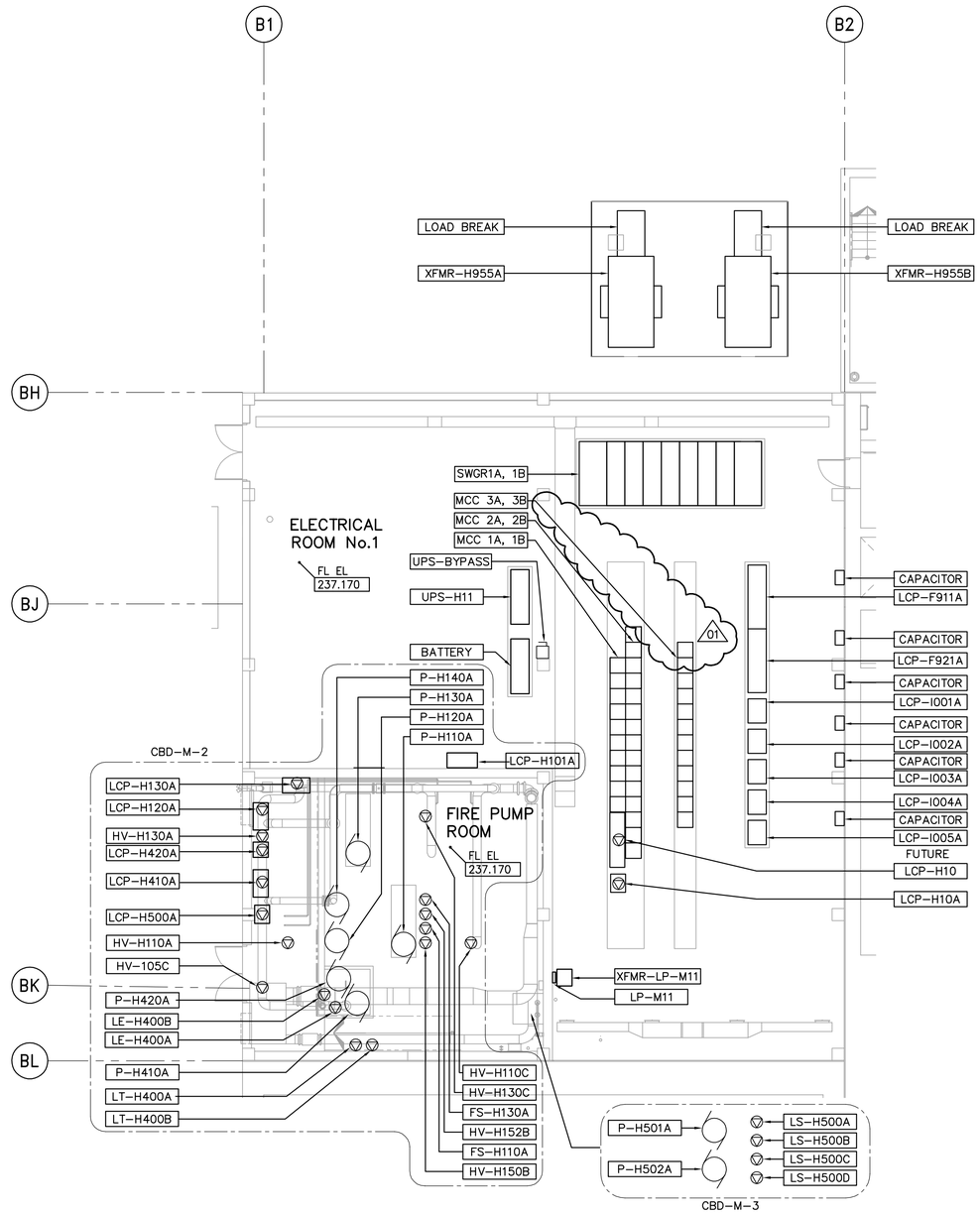

FIRST FLOOR PROCESS PLAN

1:100

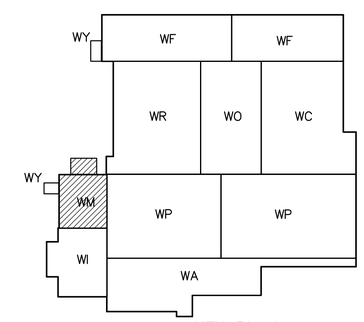

KEY PLAN

SCALE 1:100 METRES 0 2 4 6 8 10

SCALE 1:1 MILLIMETRES 0 20 40 60 80 100

APEGM
Certificate of Authorization
CH2M HILL Canada Ltd.
No. 1441 Expiry: April 30, 2007

B.M. ELEV.

NO.	REVISIONS	DATE	BY
01	742-2005-ADDENDUM 3	06/05/05	LL
00	ISSUED FOR TENDER	06/03/29	LL

CH2MHILL
Frederickson Cooper ARCHITECTS
EarthTech A Tyco International Ltd. Company

DESIGNED BY	JT	CHECKED BY	ND
DRAWN BY	KJ	APPROVED BY	AHL
SCALE:	1:100	RELEASED FOR CONSTRUCTION BY:	R. SOROKOWSKI
DATE	2005/06/30	DATE	2006/03/29

ENGINEER'S SEAL
ORIGINAL SIGNED BY
L.D. LLEWELLYN
2006/03/29

CONSULTANT DRAWING NO.
WM-E0112

Winnipeg
THE CITY OF WINNIPEG
WATER AND WASTE DEPARTMENT
ENGINEERING DIVISION

WATER TREATMENT PLANT
GENERAL PLANT SERVICES/MISCELLANEOUS
MECHANICAL AND ELECTRICAL

ELECTRICAL
ELECTRICAL ROOM AREA
FIRST FLOOR PROCESS PLAN

CITY FILE NUMBER
SHEET OF
CITY DRAWING NUMBER
1-0601M-A-E0112-001-01D

Last Save: 2006-05-04 11:27 AM

C:\DOCUMENTS AND SETTINGS\SEVERITT\MY DOCUMENTS\NDMPROJ\321352 - WINNIPEGWTP\DN_WM-E0112_CH2M.DWG