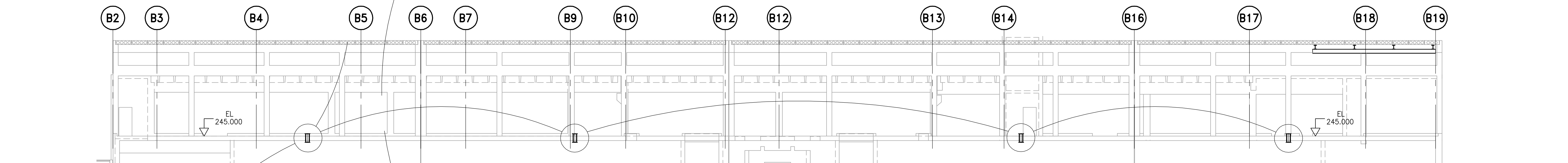
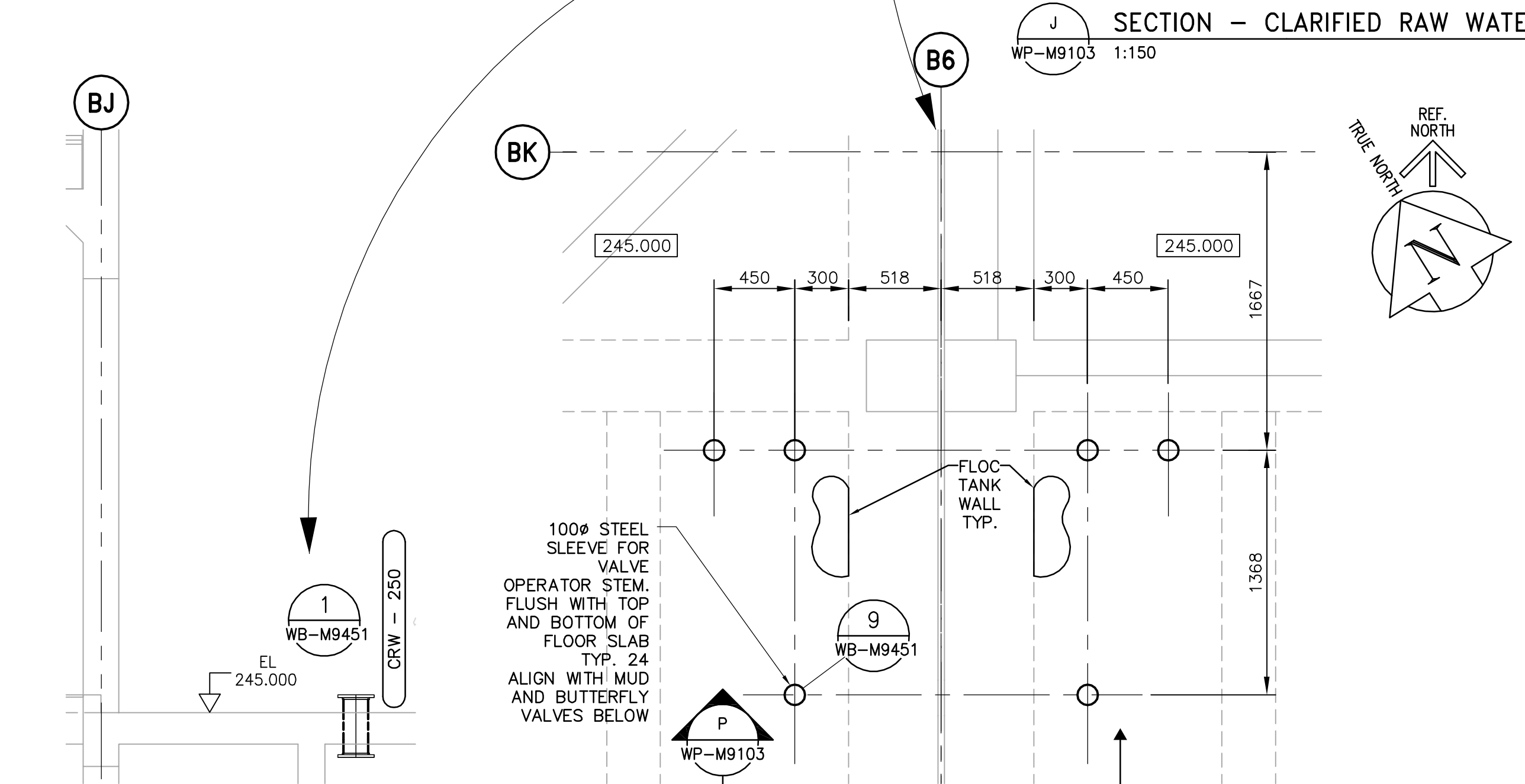


17 THIRD FLOOR PLAN - CLARIFIED RAW WATER SUPPLY LINES FOR SATURATION TANKS; MUD VALVE OPERATORS
WP-M9103 1:150

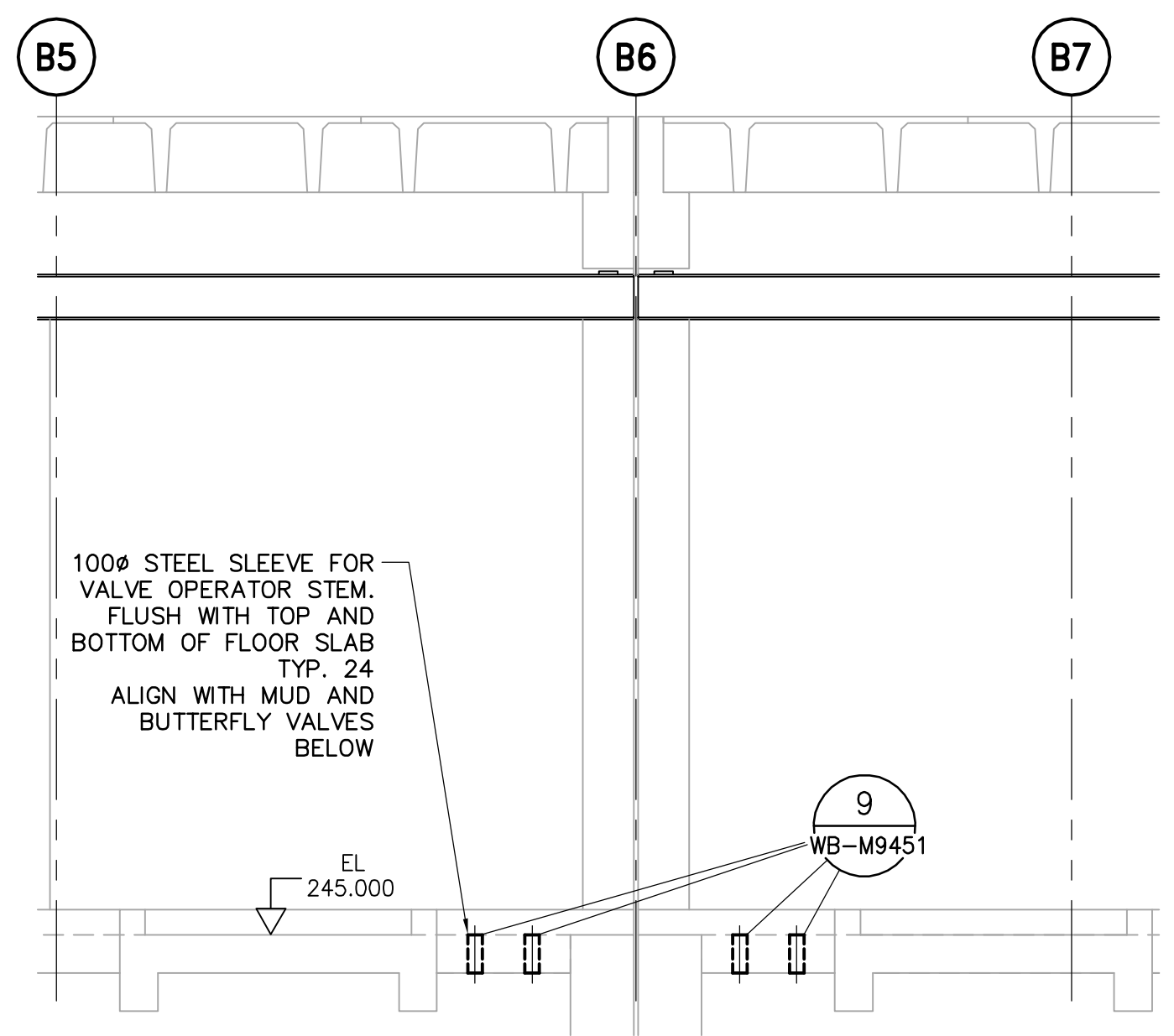
NOTE 1:
PROVIDE SIX PIPE SLEEVES FOR THE CHEMICAL FEED LINES ABOVE THE DOOR. CONFIRM LOCATION WITH CONTRACT ADMINISTRATOR. THERE ARE THREE 38 MM DIA. FERRIC CHLORIDE SCHEDULE 80 PVC LINES AND THREE 25 MM DIA SULFURIC ACID STAINLESS STEEL LINES.



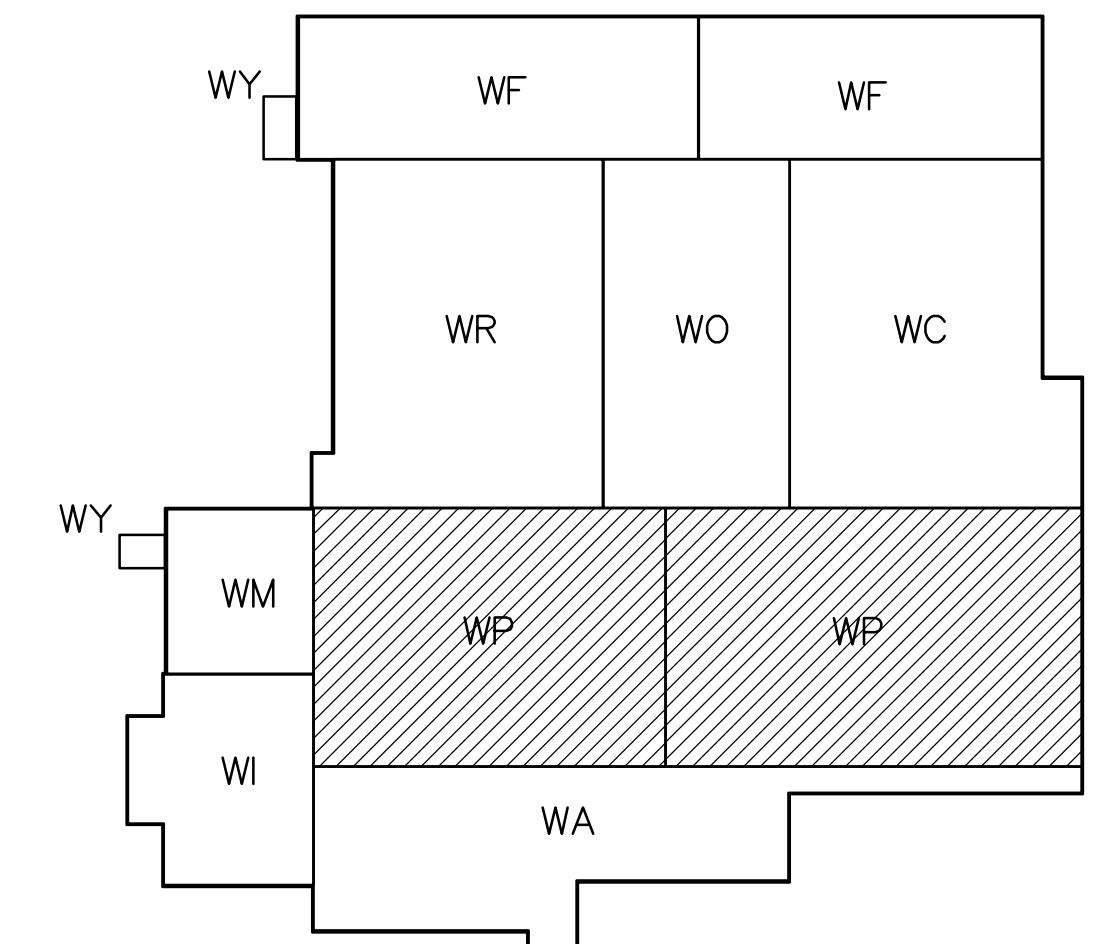
J SECTION - CLARIFIED RAW WATER SUPPLY LINES FOR SATURATION TANKS; MUD VALVE OPERATORS
WP-M9103 1:150



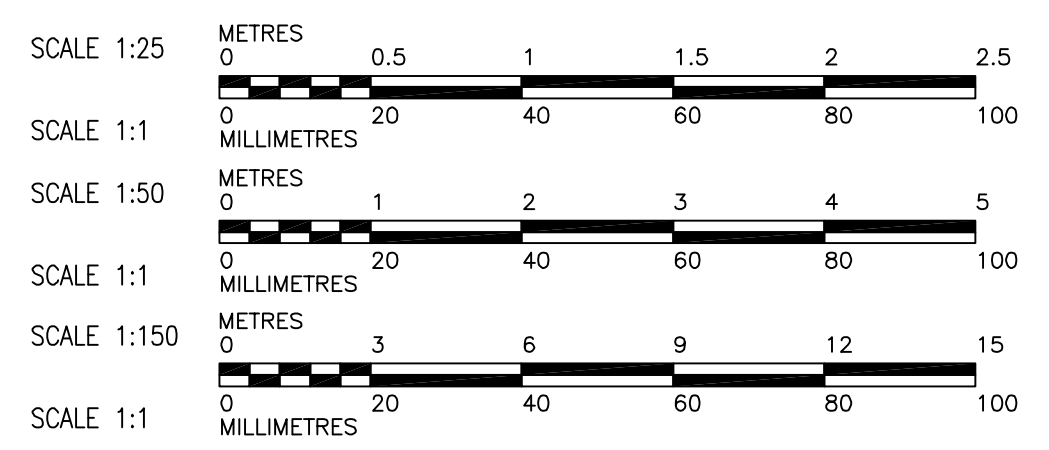
K SECTION - FLOOR SLEEVE FOR SATURATION TANK SUPPLY LINE - TYP. 4
WP-M9103 1:50



P SECTION - FLOOR SLEEVE INSTALLATION FOR VALVE OPERATOR STEMS - TYP. 24
WP-M9103 1:50



KEY PLAN



NOTES:
1. PROVIDE 6 PIPE SLEEVES FOR THE CHEMICAL FEED LINES ABOVE THE DOOR IN ACCESS CORRIDOR NUMBER 3. CONFIRM LOCATION WITH CONTRACT ADMINISTRATOR. THERE ARE THREE - 38mm ϕ FERRIC CHLORIDE SCH. 80 PVC LINES AND THREE - 25mm ϕ SULFURIC ACID STAINLESS STEEL LINES. PIPE ELEVATION TO BE 240.270.

APECA
Certificate of Authorization
Earth Tech Canada Inc.
No. 730 Expiry: April 30, 2007

B.M. ELEV.			
DESIGNED BY	KAS	CHECKED BY	SRB
DRAWN BY	PL	APPROVED BY	DJT
SCALE:	AS SHOWN	RELEASED FOR CONSTRUCTION BY:	R. SOROKOWSKI
NO.	742-2005 ADDENDUM 3	DATE	06/05/05
ISSUED FOR TENDER		DATE	06/02/03
NO.	REVISIONS	DATE	BY
		2005/10/21	
		2006/02/07	

CH2M HILL
Frederickson Cooper ARCHITECTS
EarthTech
A Tech International Ltd. Company
ENGINEER'S SEAL
ORIGINAL SIGNED BY
S.R. BILEVICIUS
2006/02/07
CONSULTANT DRAWING NO.
WP-M9103

THE CITY OF WINNIPEG
WATER AND WASTE DEPARTMENT
ENGINEERING DIVISION
WATER TREATMENT PLANT
FLOCCULATION AND DAF
FOUNDATIONS AND CONCRETE STRUCTURES
PIPE EMBEDS
THIRD FLOOR PLAN AND SECTIONS
CLARIFIED RAW WATER
CITY FILE NUMBER
SHEET OF
CITY DRAWING NUMBER
1-0601P-A-M9103-001-01D