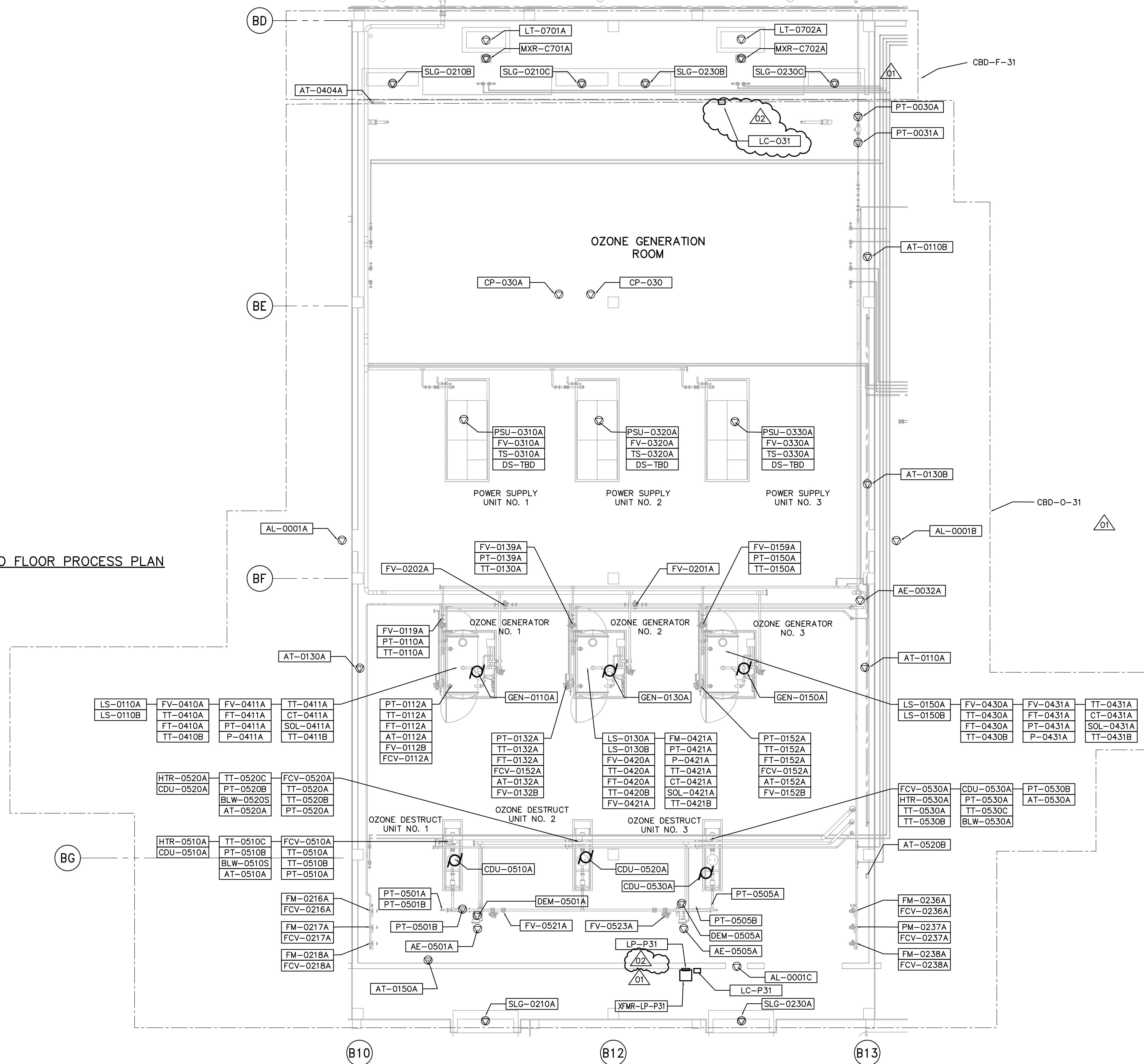
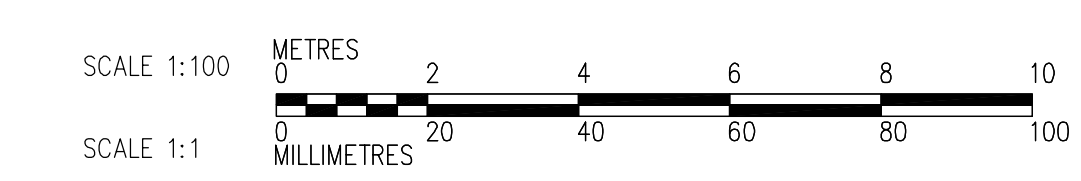
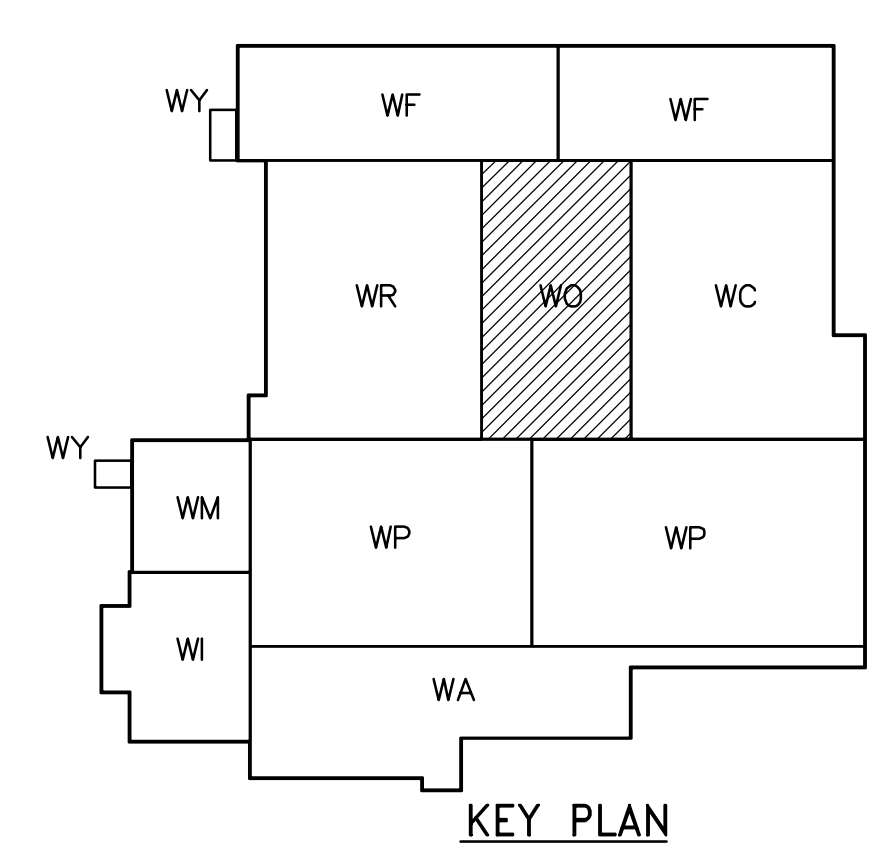


THIRD FLOOR PROCESS PLAN
1:100



NOTES:
1. SEE MCC 4A & 4B SINGLE LINE DIAGRAMS AND PANEL SCHEDULES DP-H31 & DP-H32 FOR 600V POWER DISTRIBUTION.



 APEGN Certificate of Authorization CH2M HILL Canada Ltd. No. 1441 Expiry: April 30, 2007	B.M. ELEV.	 Frederickson Cooper ARCHITECTS	 A Terra International Ltd. Company	ENGINEER'S SEAL	 THE CITY OF WINNIPEG WATER AND WASTE DEPARTMENT ENGINEERING DIVISION
				DESIGNED BY LL CHECKED BY ND DRAWN BY TL APPROVED BY AHL SCALE: 1:100 RELEASED FOR CONSTRUCTION BY: R. SOROKOWSKI CONSULTANT DRAWING NO. WO-E0132	
ORIGINAL SIGNED BY L.D. LLEWELLYN 2006/03/29				WATER TREATMENT PLANT OZONE MECHANICAL AND ELECTRICAL	
NO. REVISIONS DATE BY DATE 2005/07/13 DATE 2006/03/29				CITY FILE NUMBER SHEET OF CITY DRAWING NUMBER 1-06010-A-E0132-001-02D	
ELECTRICAL OZONATION AREA THIRD FLOOR PROCESS PLAN					