SHEET: COW-A1 (05/2005)

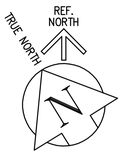

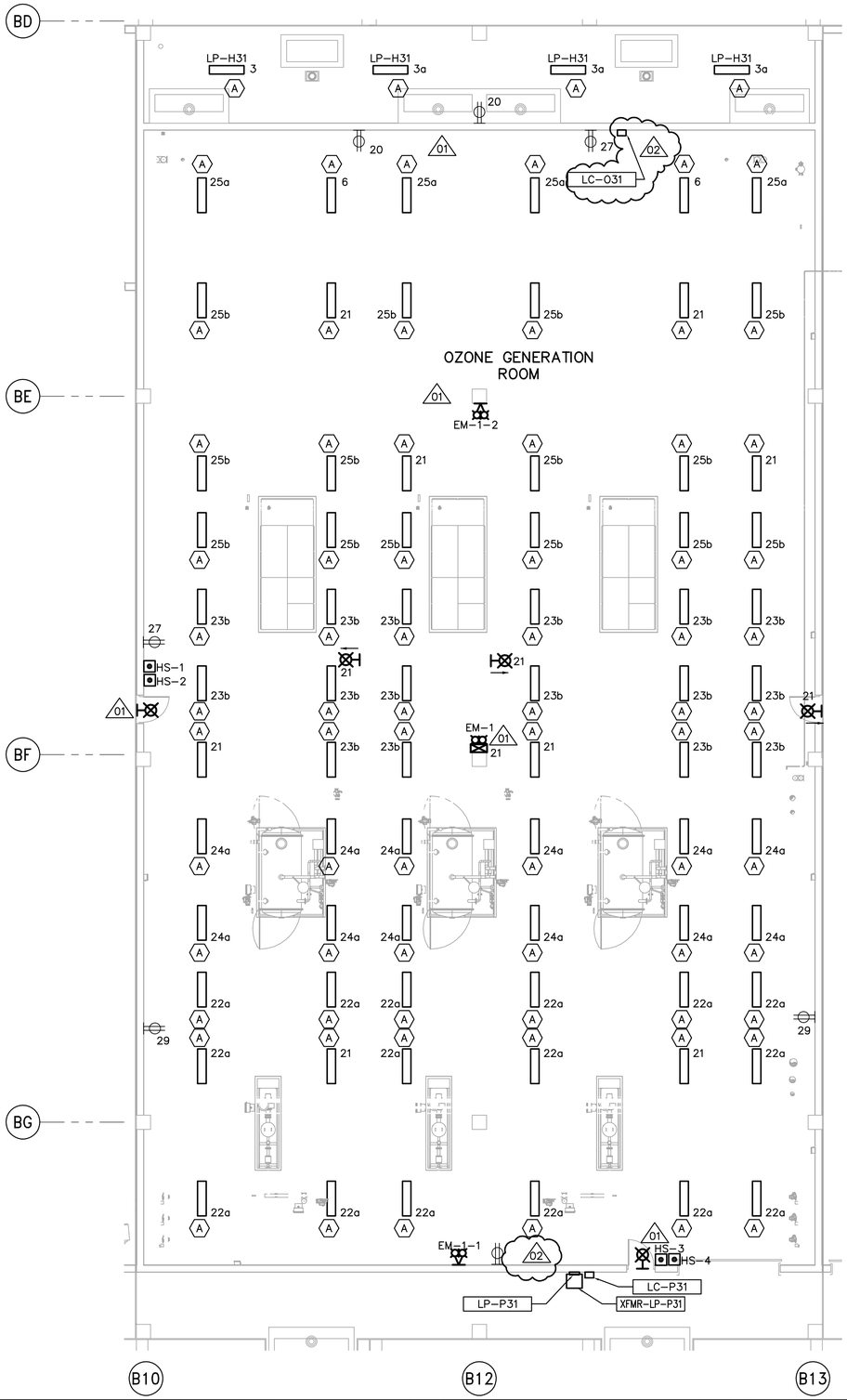

THIRD FLOOR POWER AND LIGHTING PLAN

1:100

NOTES:

1. ALL 120V AND 208V LOADS ARE FED FROM LP-R131.
2. EMERGENCY LIGHTING EM-X-1 ARE FED FROM BATTERY PACK EM-X.
3. MOUNT TYPE A LUMINAIRE AT 3.0m ABOVE THE FLOOR.
4. SEE DRAWING WB-E0401 FOR MOUNTING DETAILS THE TYPE "A" LUMINAIRS.

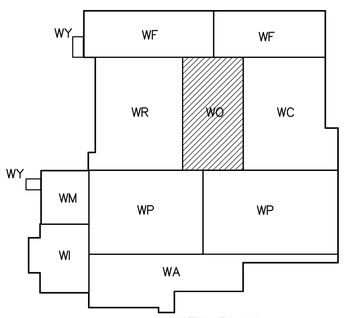

KEY PLAN

SCALE 1:100 METRES 0 2 4 6 8 10

SCALE 1:1 MILLIMETRES 0 20 40 60 80 100

APEGM
Certificate of Authorization
CH2M HILL Canada Ltd.
No. 1441 Expiry: April 30, 2007

B.M. ELEV.

NO.	REVISIONS	DATE	BY
02	742-2005 ADDENDUM 5	06/05/19	LL
01	742-2005 ADDENDUM 3	06/05/05	LL
00	ISSUED FOR TENDER	06/03/29	LL

CH2MHILL
Fredericksen Cooper ARCHITECTS
EarthTech A Tyco International Ltd. Company

DESIGNED BY	LL	CHECKED BY	ND
DRAWN BY	TL	APPROVED BY	AHL
SCALE:	1:100	RELEASED FOR CONSTRUCTION BY:	R. SOROKOWSKI
DATE	2005/07/13	DATE	2006/03/29

ENGINEER'S SEAL
ORIGINAL SIGNED BY
L.D. LLEWELLYN
2006/03/29

CONSULTANT DRAWING NO.
WO-E0133

Winnipeg
THE CITY OF WINNIPEG
WATER AND WASTE DEPARTMENT
ENGINEERING DIVISION

WATER TREATMENT PLANT
OZONE
MECHANICAL AND ELECTRICAL

ELECTRICAL
OZONATION AREA
THIRD FLOOR POWER AND LIGHTING PLAN

CITY FILE NUMBER
SHEET OF
CITY DRAWING NUMBER
1-06010-A-E0133-001-02D

Last Save: 2006-05-11 12:51 PM

C:\DOCUMENTS AND SETTINGS\SEVERITT\MY DOCUMENTS\NDMPROJ\321352 - WINNIPEGWTP\DN_WO-E0133_CH2M.DWG