




Rev.	Comments	Jumper or Internal Cable	Conductor #	Cable	Cable Information
0		RIO Repeater			
0		PP1: 03	01-Rx		
0		PP1: 04	01-Tx		
0		PP2: 16	02-Rx		
0		PP2: 15	02-Tx		
0			Coax	01	C-LCP-T11-C01 1-Coaxial RG-6 TO LCP-T11
0		Switch 1			
0			01	RJ-45	C-WTPWST11 01-C01 4-Pair #24 AWG - Cat 5E TO WTPWST11 01
0	Spare		02		
0	Spare		03		
0	Spare		04		
0	Spare		05		
0	Spare		06		
0	Plant Control Network Receive	PP1: 05	07-Rx		
0	Plant Control Network Transmit	PP1: 06	07-Tx		
0	Plant Control Network Receive	PP1: 18	08-Rx		
0	Plant Control Network Transmit	PP1: 17	08-Tx		

NOTES: 1. Panel and Cabling are not in Contract 742-2005. Drawing Issued for Information Only.	B.M. ELEV.				 		ENGINEER'S SEAL		THE CITY OF WINNIPEG WATER AND WASTE DEPARTMENT ENGINEERING DIVISION	
					DESIGNED BY	SWT	CHECKED BY	SWT	ORIGINAL SIGNED BY S.W. TORMEY 2006/03/29	
					DRAWN BY	SWT	APPROVED BY	AHL		
					SCALE:		RELEASED FOR CONSTRUCTION BY:		CONSULTANT DRAWING NO. WH-A0565	
					NTS		R. SOROKOWSKI			
 Certificate of Authorization Earth Tech Canada Inc. No. 730 Expiry: April 30, 2006.				1	742-2005 ADDENDUM 6	06/05/25	SWT	WATER TREATMENT PLANT PLANT UTILITIES MECHANICAL AND ELECTRICAL		CITY FILE NUMBER
				0	ISSUED FOR TENDER	06/03/29	SWT			SHEET 65 OF 88
				NO.	REVISIONS	DATE	BY			CITY DRAWING NUMBER
						2006/03/29			1-0601H-J-A0565-001-01B	