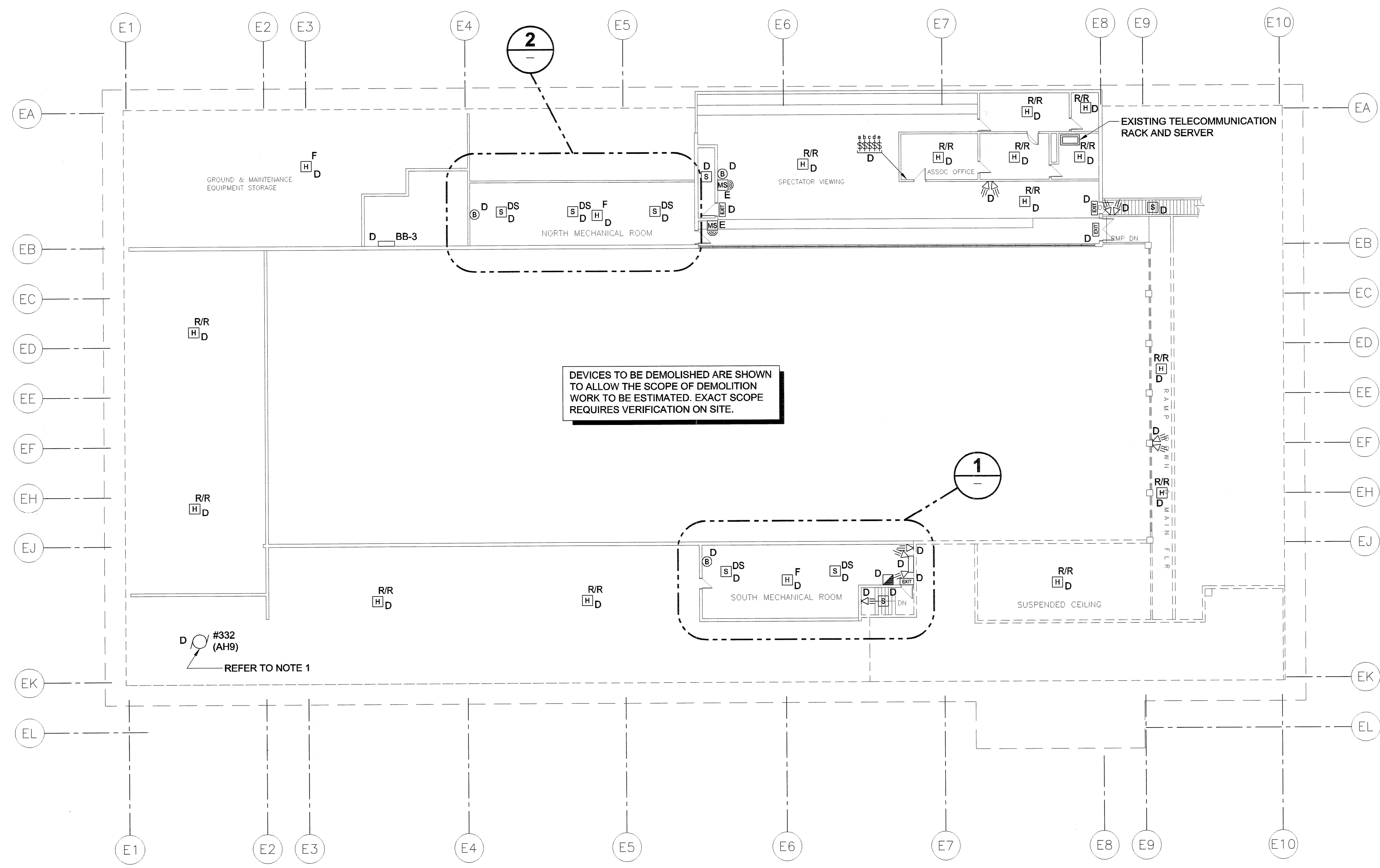
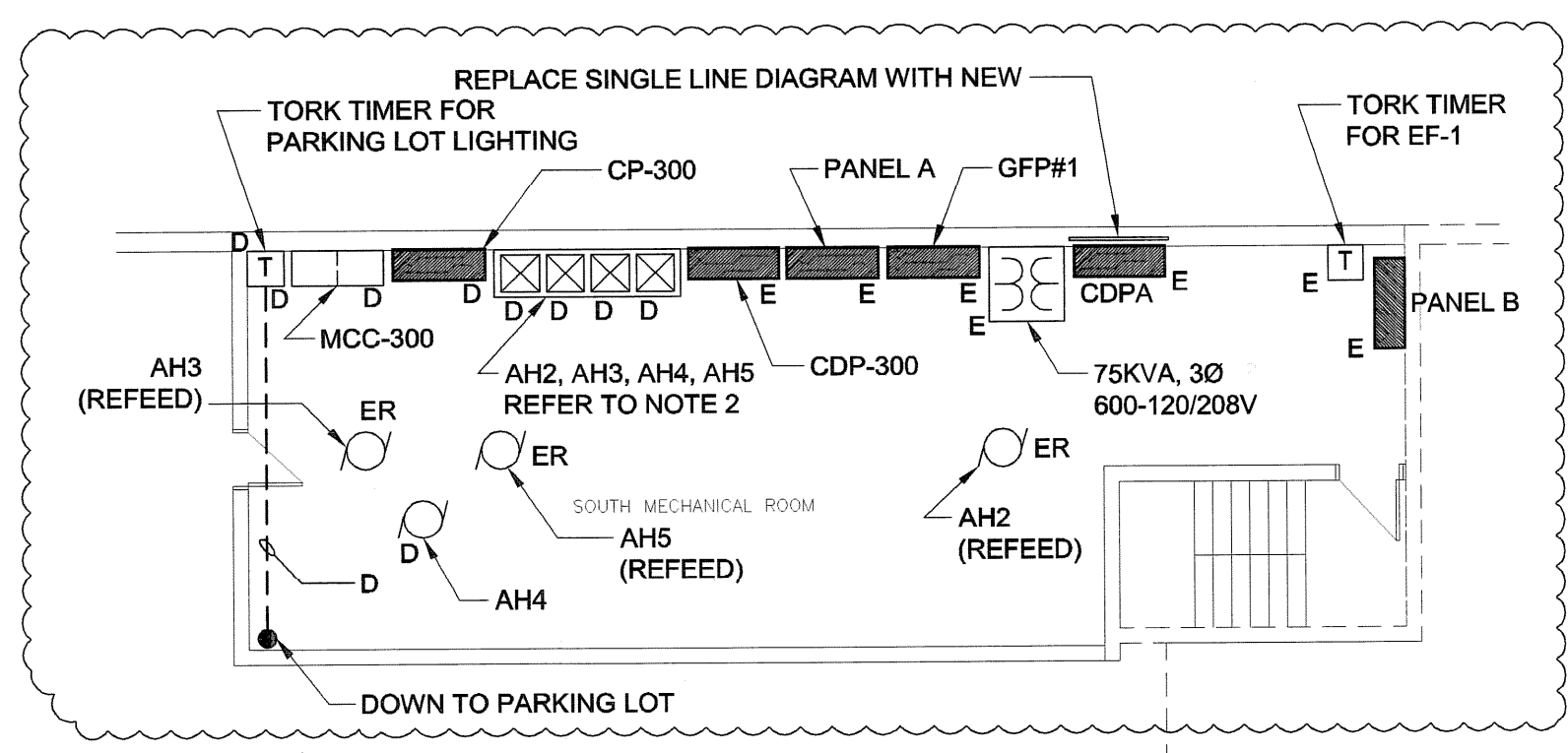


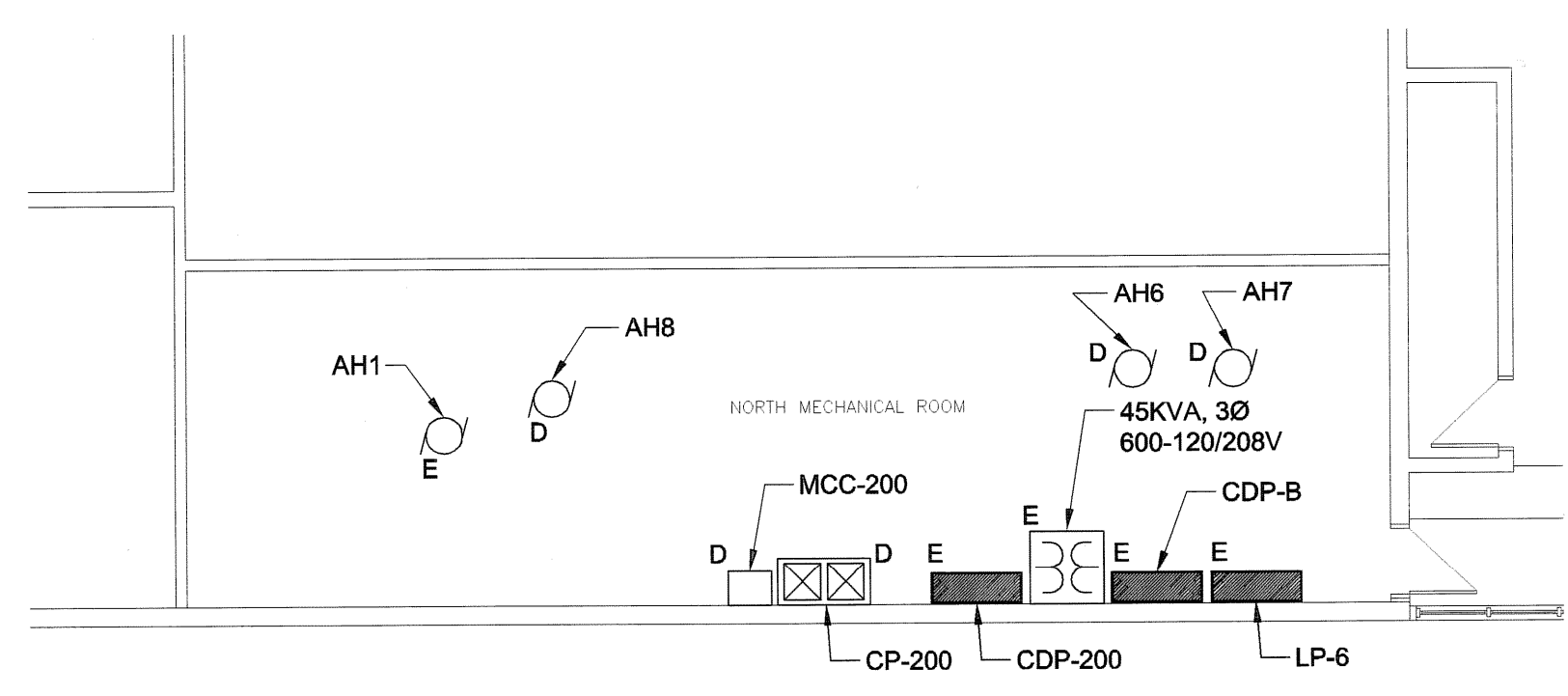
UMA FILE NAME: F953-001-01_01-E-1003_RX.dwg
 ADDRESS: 999 Sargent St. Winnipeg, Manitoba
 PROJECT No: F953-001-01
 DESCRIPTION: Second Floor Demolition
 DATE: 2007.02.21
 PLOT: 07/06/22 3:25:45 PM



PLAN
 SCALE 1:200
 SECOND FLOOR
 DEMOLITION AND EXISTING SERVICES



DETAIL 1
 SCALE 1:100
 SOUTH MECHANICAL ROOM



DETAIL 2
 SCALE 1:100
 NORTH MECHANICAL ROOM

- NOTES:**
- ALLOW FOR 16 HOURS OF SITE INVESTIGATION TO DETERMINE IF CONTROL PANEL CP-400 AND DOWNSTREAM LOADS CAN BE DEMOLISHED (REFER TO SINGLE LINE CDP-300). ADVISE CONTRACT ADMINISTRATOR OF RESULTS OF INVESTIGATION. CP-400 FEEDS FAN #322.
 - REMOVE THE CONTROL PANELS FOR AH2 AND AH3 IN SOUTH MECHANICAL ROOM AS SHOWN IN DETAIL 1. ANY CONTROL DEVICES FOR THESE UNITS ARE TO BE RELOCATED IN EASILY ACCESSIBLE LOCATION, KEPT OPERATIONAL, AND LABELLED TO INDICATE WHICH EQUIPMENT THEY ARE CONTROLLING. PROVIDE NEW SIDE PANEL FOR CONTROL PANEL AH4. BE AWARE THAT INTERIOR BARRIERS IN THIS CONTROL PANELS CONTAIN ASBESTOS AND MUST BE REMOVED AND DISCARDED IN A MANNER COMPLIANT WITH ALL REGULATIONS AND REQUIREMENTS.
 - THE LOADS IN MCC-200 AND MCC-300 WILL BE TRANSFERRED TO NEW MCC-200N AND MCC-300N RESPECTIVELY. MCC-200N AND MCC-300N SHALL INCLUDE MOTOR STARTERS/CIRCUIT BREAKERS TO RE-FED THESE EXISTING LOADS.

UMA | AECOM
 © 2007 UMA ENGINEERING LTD. ALL RIGHTS RESERVED.

APEGM
 Certificate of Authorization
 UMA Engineering Ltd. (MB)
 No. 256 Date: *Aug 21, 2007*

<i>[Signature]</i>	DRN	CHK	DES	ENG	IDR
UMA AECOM REVIEW					

NO.	REVISION/DESCRIPTION	BY	DATE
1	ISSUED FOR ADDENDUM #2	QL	07/08/21
0	REVISED AS PER CITY REVIEW	QL	07/07/30
0	ISSUED FOR TENDER	QL	07/07/23

SEALS

PROVINCE OF MANITOBA
 S.K. SMART
 Member
 20996
 Registered Professional Engineer
[Signature]
 Aug 21, 2007

DRAWN BY: QL
 CHECKED BY: USER APPROVAL
 DATE: 2007.02.21

CITY OF WINNIPEG
 PLANNING, PROPERTY & DEVELOPMENT DEPARTMENT
 CIVIC ACCOMMODATIONS DIVISION
 300 - 65 GARRY ST. R3C 4K4

PROJECT
 Construction of Cindy Klassen
 Recreation Complex Facility
 Enhancement Project
 999 Sargent St. Winnipeg, Manitoba

SHEET TITLE
 Electrical
 Second Floor
 Demolition and Existing Services

SCALE: 1:200
 PROJECT NO.: 2005-059
 SHEET NO.: E1.3

DRAWING SHEET SIZE: A1 (841mm x 594mm) PLOT 1:1