

BM

B2

B6

B11

WB-B0206

WB-B0202

WB-B0202

WB-B0207

STAIRWELL No.2
RN S102

TOP OF LANDING
234.920

BN

WB-B0801

BP

1 PARTIAL PLAN - DAF INFLUENT GALLERY / MAIN LOBBY AREA (FIRST FLOOR LEVEL)
WB-B0119 1:100

2000 x 3000mm
PEDIGRID MODEL G1 BY
PEDISYSTEMS, 46mm DEEP
C/W DRIP PAN &
EXTERIOR CARPET INSERTS
FINISH ELEV
236.670

NOTE:
FOR REMOVABLE/FIXED
HANDRAILS SEE DETAIL
WB-B0805

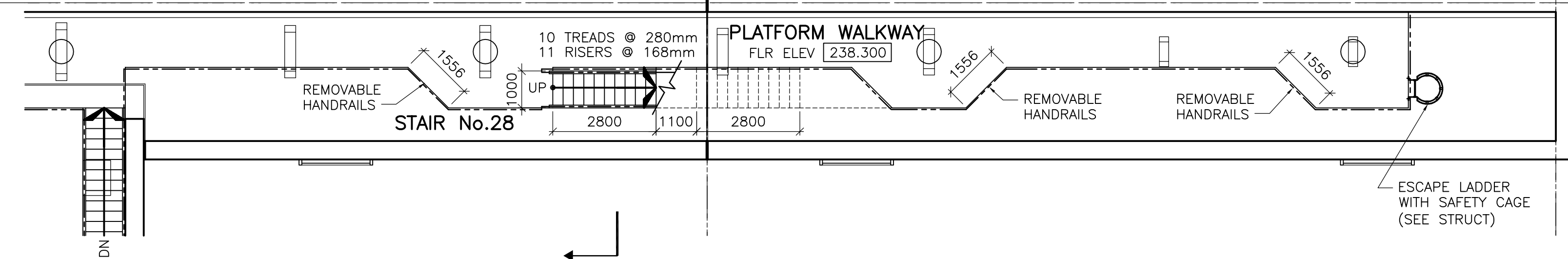
FIRE RATINGS:
2 HR FIRE RATING

BM

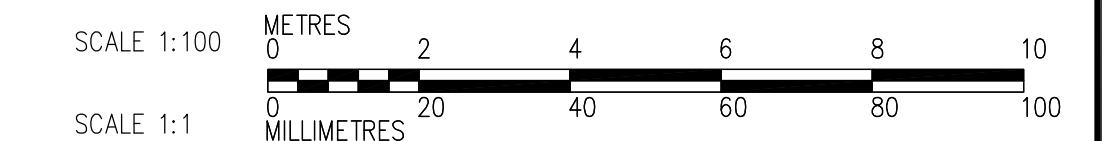
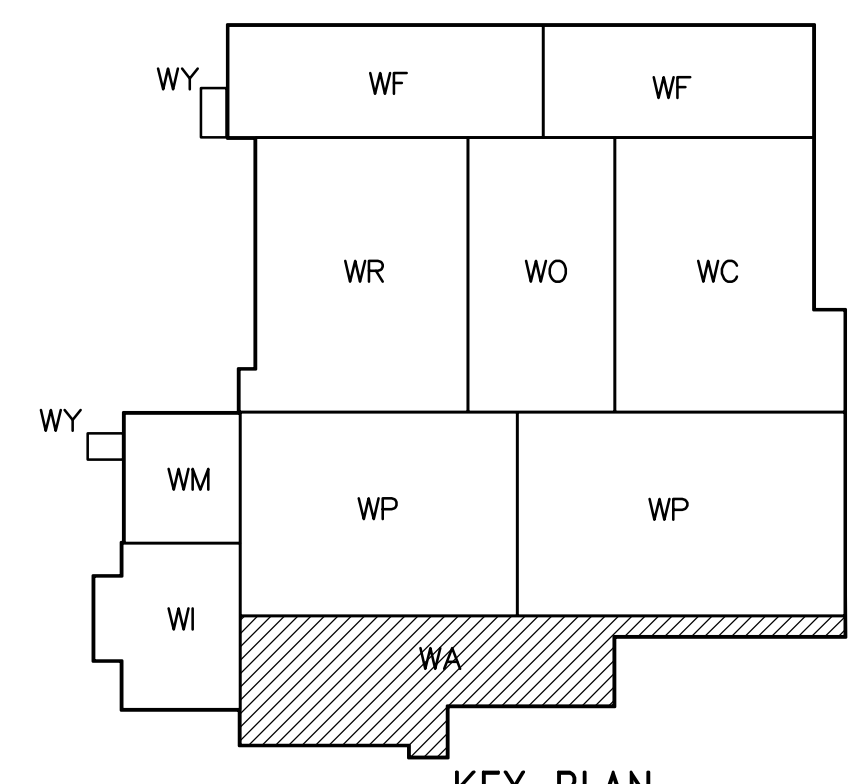
WB-B0203

B16

B19



2 PARTIAL PLAN - DAF INFLUENT GALLERY (FIRST FLOOR LEVEL)
WB-B0119 1:100



NO.	REVISIONS	DATE	BY
02	95-2007 ADDENDUM 06	07/07/20	LK
01	95-2007 ADDENDUM 01	07/06/12	LK
00	ISSUED FOR TENDER	07/06/05	LK

DESIGNED BY	TWS	CHECKED BY	BJS
DRAWN BY	SH/LK/AL	APPROVED BY	AHL
SCALE:	1:100	RELEASED FOR CONSTRUCTION BY:	R. SOROKOWSKI
DATE	2005/08/03	DATE	2007/06/05

ENGINEER'S SEAL
ORIGINAL SIGNED BY
NEIL COOPER
2007/06/05
CONSULTANT DRAWING NO.
WB-B0119

THE CITY OF WINNIPEG
WATER AND WASTE DEPARTMENT
ENGINEERING DIVISION

WATER TREATMENT PLANT
MAIN BUILDING
OFFICE AND PLANT INTERIOR FINISHES

ARCHITECTURAL
PARTIAL PLAN OF PIPE/FLASH MIX GALLERY
(ELEV. 237.500)

CITY FILE NUMBER
SHEET OF
CITY DRAWING NUMBER
1-0601B-A-B0119-001-02D