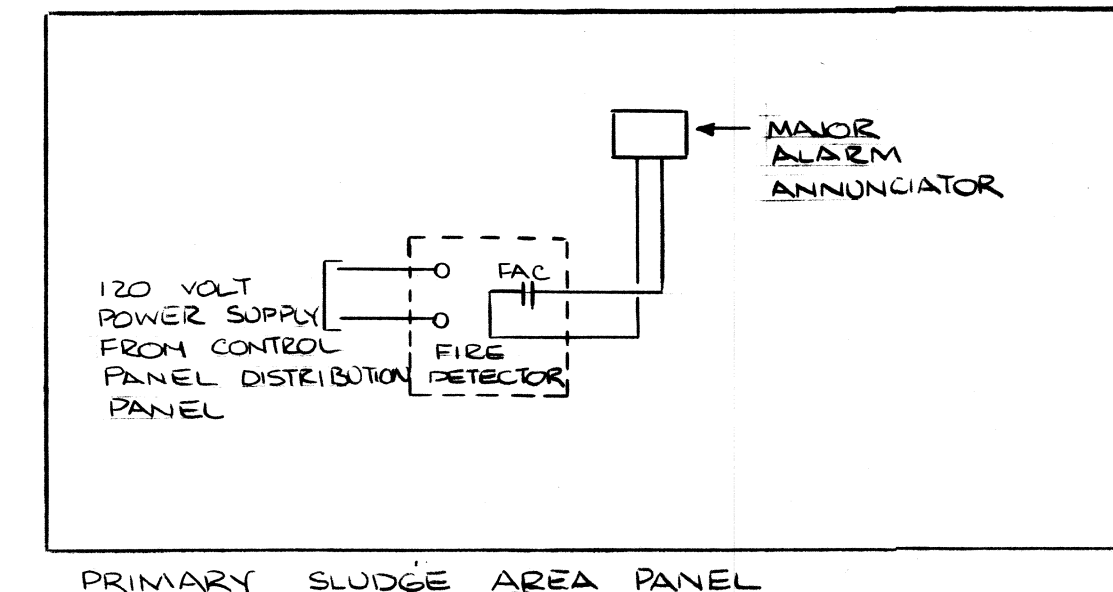


ELECTRICAL DISTRIBUTION RISER
N.T.S.

LEGEND:
 --- DESIGNATES EXISTING COMPONENTS
 ——— DESIGNATES NEW COMPONENTS

NOTE:
 1) CIRCUIT BREAKERS TO BE REMOVED.
 2) CONNECT GROUND BUS OF MCC1P & MCC2P EXTENSION TO EXISTING GROUND BUS OF MCC1P & MCC2P

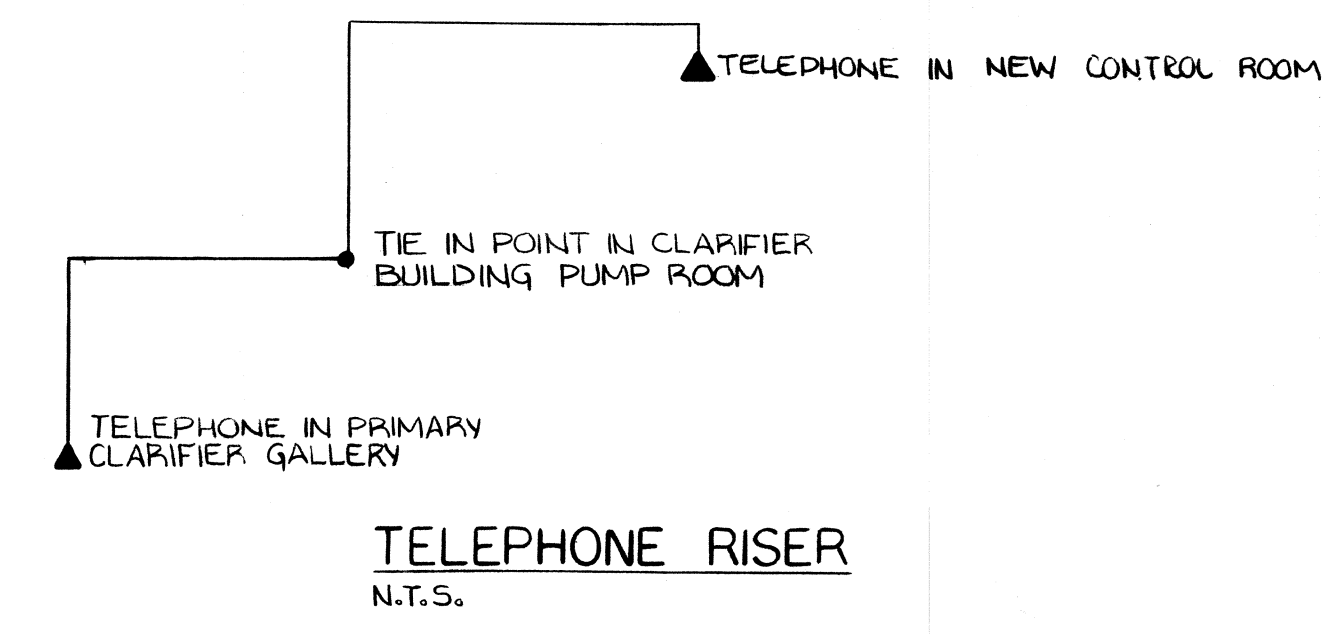


FIRE ALARM RISER
F.A.C. - DRY CONTACT FOR ALARM INITIATION

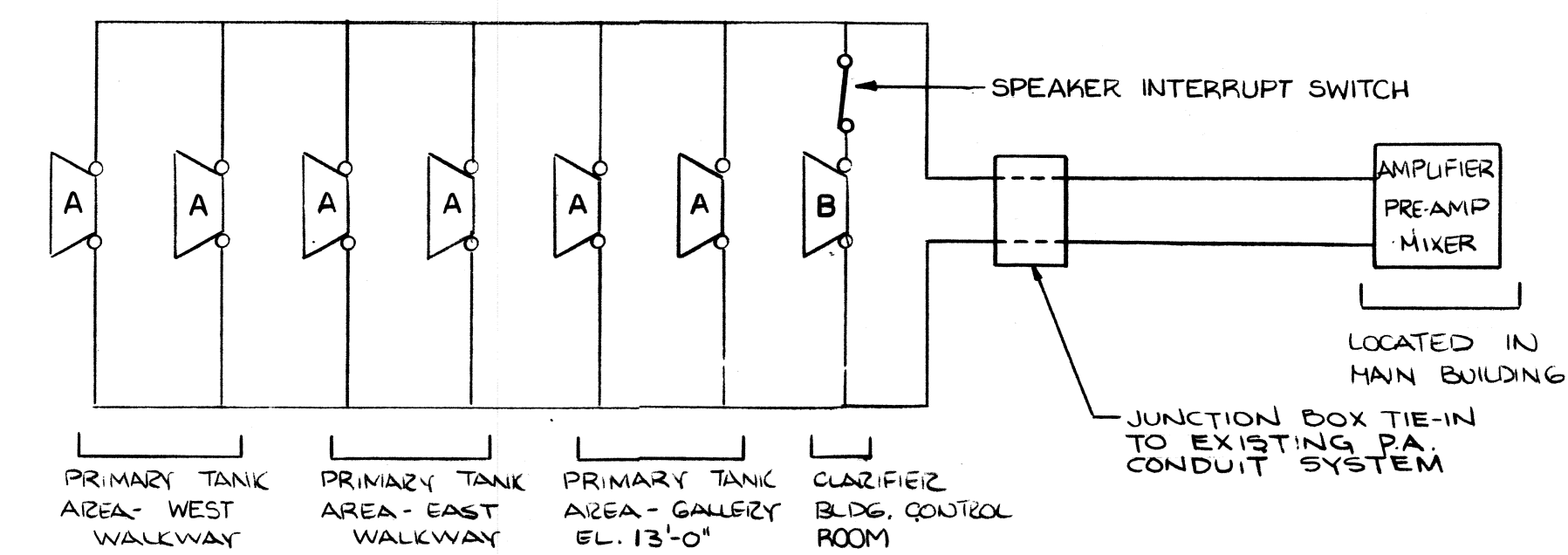
METERING	2A	1A
2GD 1600 AMP ACB (1200 AMP TRIP)	2B	1B 1GD 1600 AMP ACB (1200 AMP TRIP)
F2G 600 AMP ACB	2C	1C FIG 600 AMP ACB
F2P 600 AMP ACB	2D	1D FIP 600 AMP ACB

NEW SUBDISTRIBUTION ELEVATION

TYPE	DESCRIPTION	MOUNTING METHOD
A	BI-DIRECTIONAL	WALL-MOUNTED
B	ROUND BAFFLE	FLUSH CEILING MOUNTED




TELEPHONE RISER
N.T.S.



P.A. SYSTEM RISER
N.T.S.

CENTRAL FILE	ENGINEERING FILE	DATE FILMED



REV.	ISSUED FOR TENDER	DESCRIPTION	DATE

W. L. WARDROP & ASSOCIATES LTD.
JAMES F. MACLAREN LIMITED
 ENGINEERING CONSULTANTS

DRAWN BY: L. WIEBE / K. McLAUGHLIN
 DESIGNED BY: LF
 CHECKED BY: DWR
 APPROVED BY: [Signature]
 DATE: [Blank]

THE CITY OF WINNIPEG
 WORKS & OPERATIONS DEPARTMENT
 WATERWORKS, WASTE & DISPOSAL DIVISION

NORTH END WATER POLLUTION CONTROL CENTRE
 PRIMARY CLARIFIER ADDITION
 ELECTRICAL-RISER DIAGRAMS

MICROFILMED MAR 31 1980

SCALE: NOT TO SCALE
 DATE: MAY, 1978
 CONSULTANT DRAWING NO. 76012-05-E105
 CITY DRAWING NO. NEP-979

NB 1146