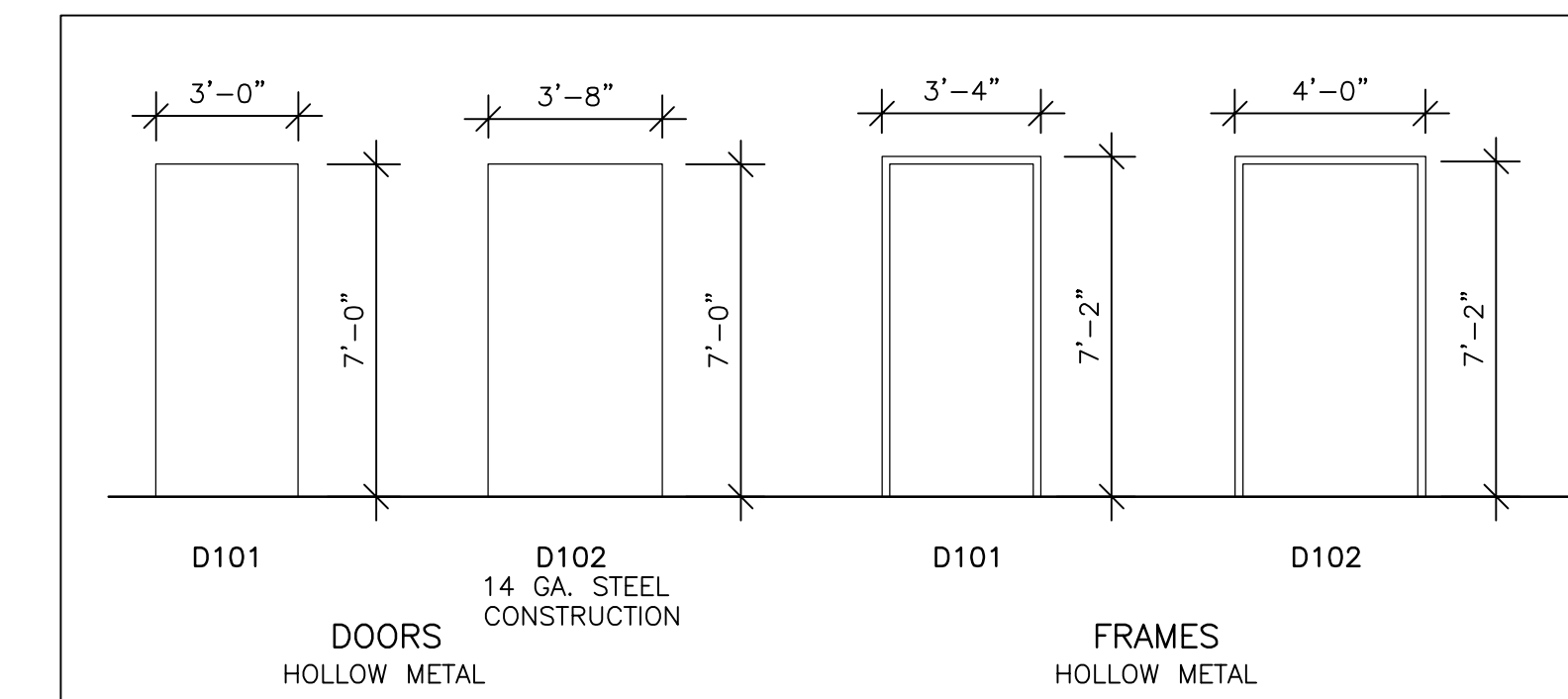
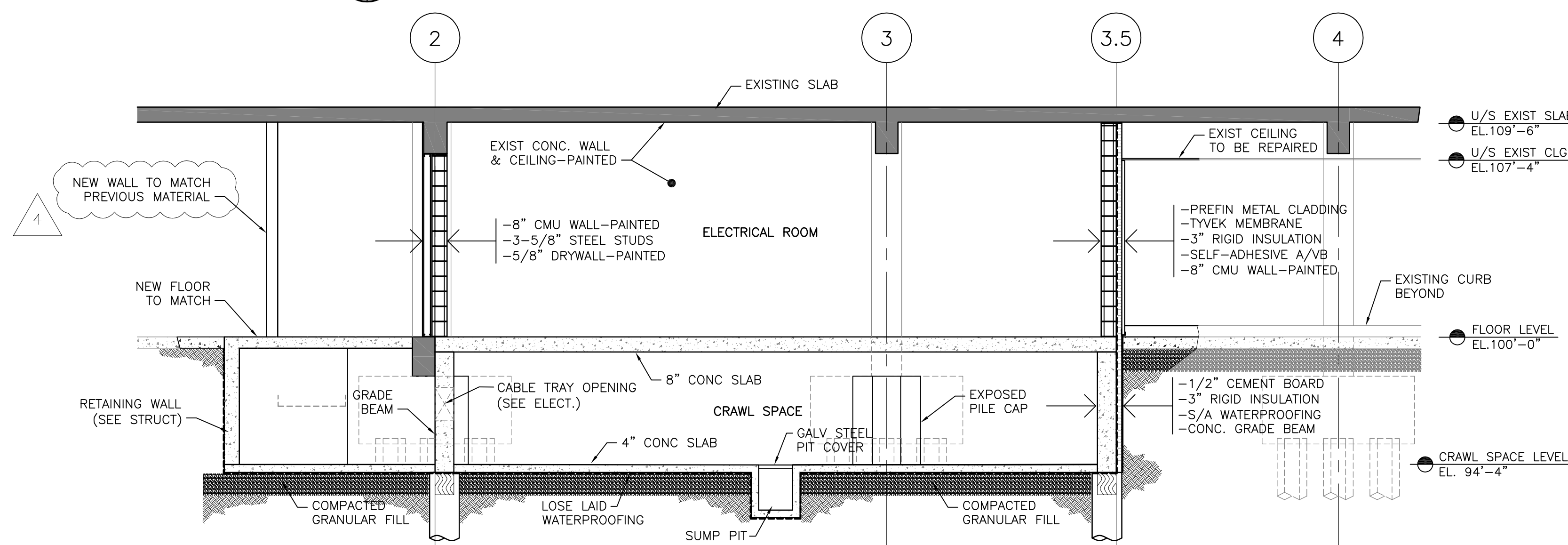



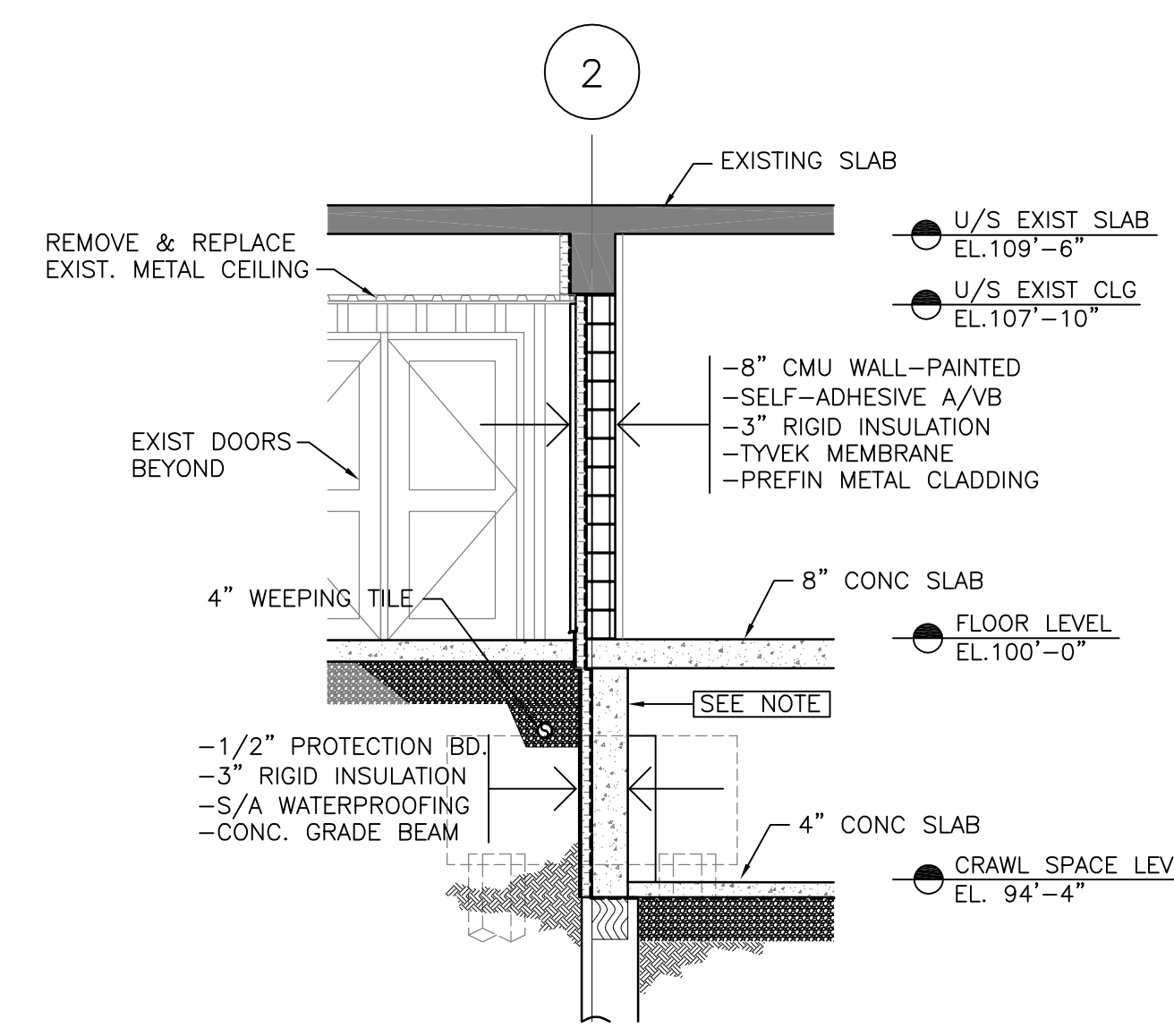
6 SOUTH ELEVATION
SCALE: 1/8"=1'-0"



HARDWARE GROUP SCHEDULE	
GROUP 1	
3-HINGES	
1-LOCKSET (DEADBOLT)	
1-DOOR CLOSER	
1-FLOOR STOP	
1-DOOR SWEEP	
2-PULLS	
GROUP 2 - 1.5 HR FRR	
4-HINGES	
2-LOCKSETS (DOUBLE DEADBOLT)	
1-DOOR CLOSER	
1-FLOOR STOP	
1-WEATHER STRIP	
1-AUTO DOOR BOTTOM	
1-THRESHOLD	
2-PULLS	



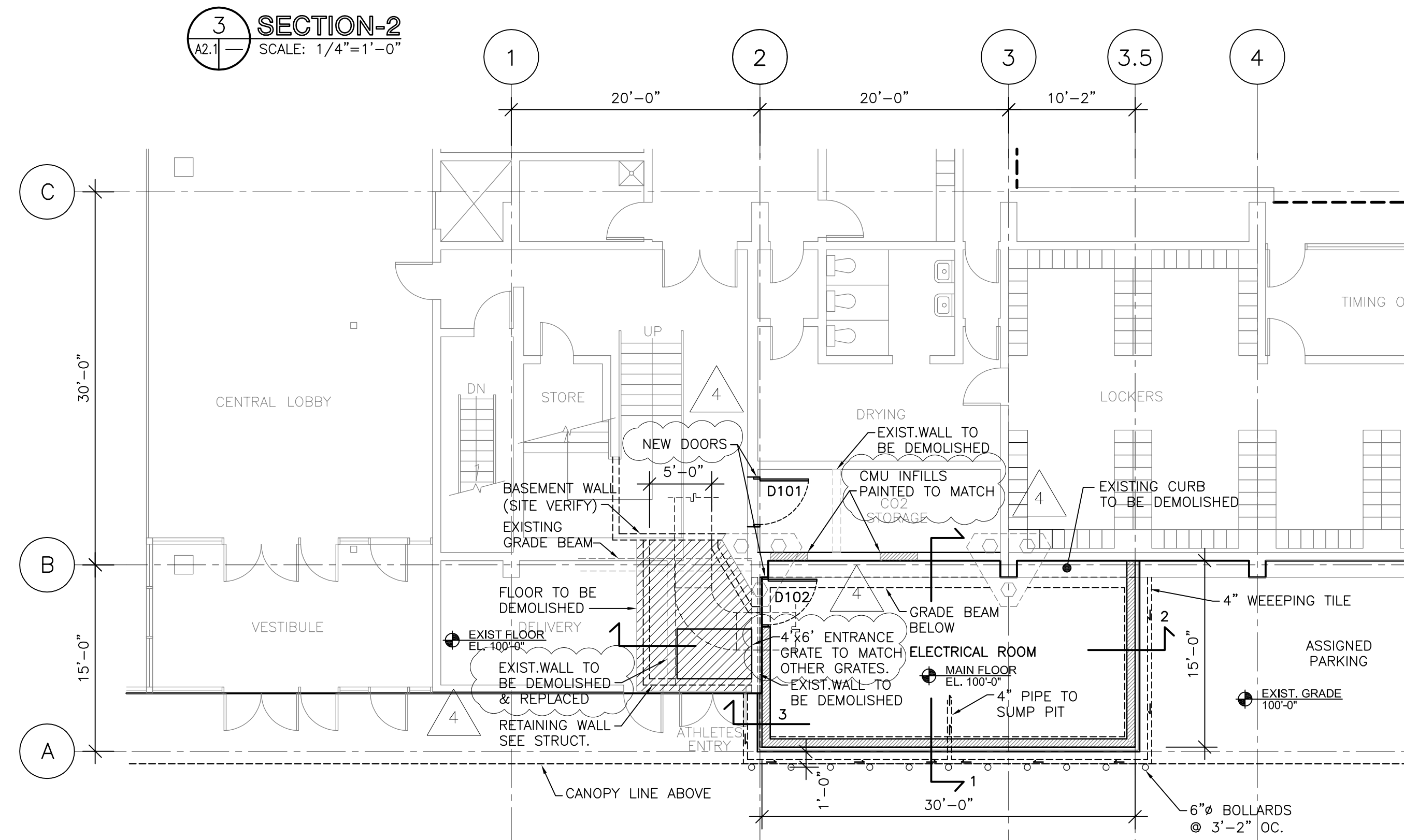
3 SECTION-2
SCALE: 1/4"=1'-0"



5 EAST ELEVATION
SCALE: 1/8"=1'-0"

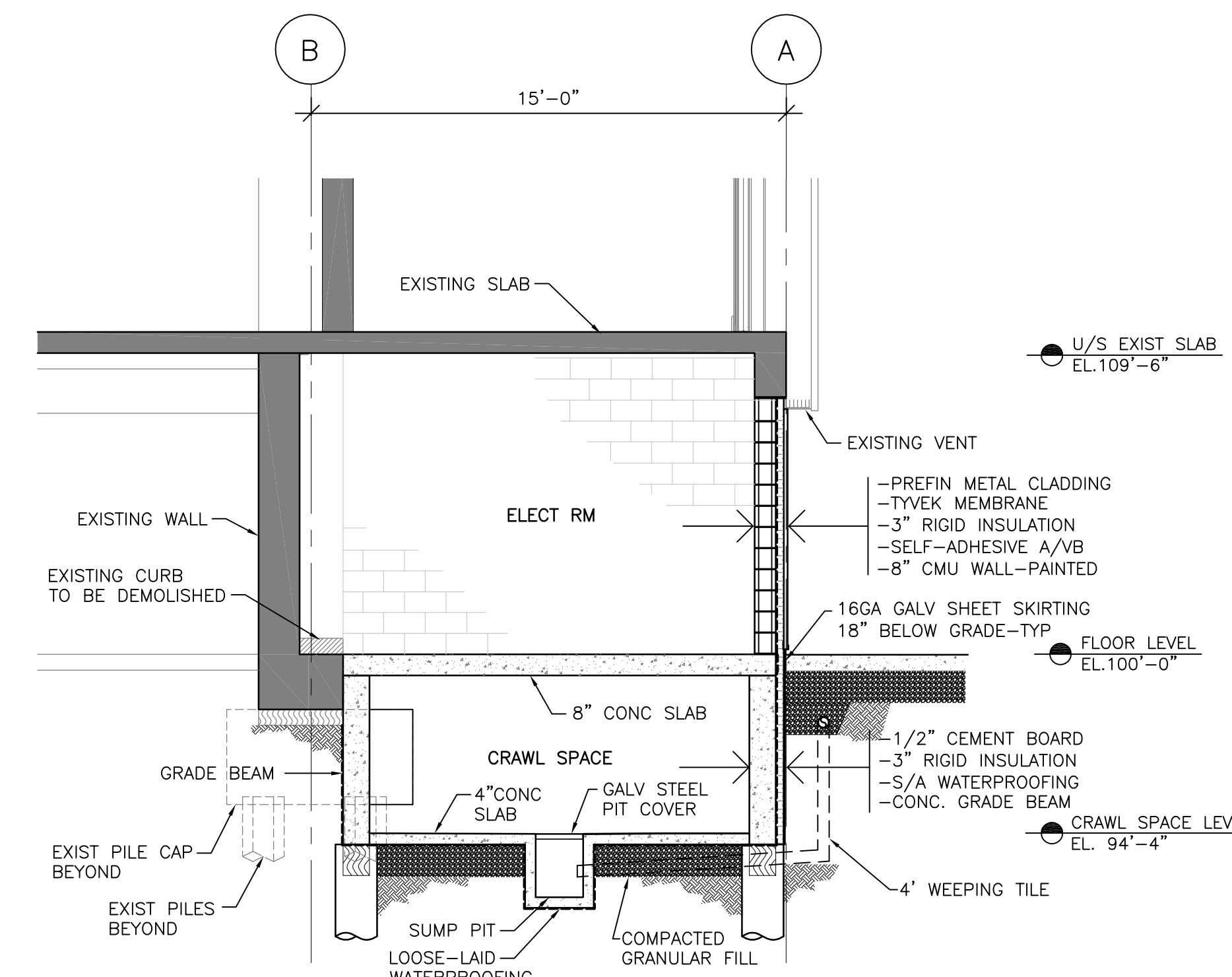
NOTE: VERIFY GRADE BEAM LOCATION TO SUITE SITE CONDITIONS.

4 SECTION-3
SCALE: 1/4"=1'-0"




1 FLOOR PLAN
SCALE: 1/8"=1'-0"

- NOTES: 1. CEMENT FLOOR TO BE SMOOTHENED & SEALED.
2. DEMOLISHED EXISTING GRADE SLABS & STUCCO CEILING TO BE REPAIRED AFTER JOB IS COMPLETED.
3. PROVIDE ACCESS HATCH TO CRAWL SPACE LOCATED AS PER ELECTRICAL.



2 SECTION-1
SCALE: 1/4"=1'-0"

REV	DESCRIPTION	DATE	BY
4	ISSUED FOR ADDENDUM #4	17 DEC 2013	AL
3	ISSUED FOR ADDENDUM #3	16 DEC 2013	AL
2	ISSUED FOR BID OPP #850-2013	20 NOV 2013	AL
1	ISSUED FOR 90% REVIEW	21 JUN 2013	AL
0	ISSUED FOR 50% REVIEW	07 JUN 2013	AL



THIS DRAWING MUST NOT BE SCALED.
THE GENERAL CONTRACTOR SHALL VERIFY ALL DIMENSIONS, DATUMS AND LEVELS PRIOR TO COMMENCEMENT OF WORK AND IS HELD RESPONSIBLE FOR REPORTING ANY DISCREPANCY OR OMISSION TO NEIL COOPER ARCHITECT INC IMMEDIATELY.
THIS DRAWING IS THE EXCLUSIVE PROPERTY OF NEIL COOPER ARCHITECT INC. AND CAN BE REPRODUCED ONLY WITH THE PERMISSION OF NEIL COOPER ARCHITECT INC. IN WHICH CASE THE REPRODUCTION MUST BEAR THEIR NAME AS THE ARCHITECTURAL FIRM.

DRAWING:
FLOOR PLAN & ELEVATIONS
PROJECT:
PAN AM POOL ELECTRICAL UPGRADE
25 POSEIDON BAY, WINNIPEG MB.

Neil Cooper Architect Inc.
10-395 Berry Street, Winnipeg, Manitoba R3J 1N6

DRAWN BY: AL	CHECKED BY: NC	SHEET NO: A2.1R4	REV NO:
DATE: 21 FEB 2013			
SCALE: AS SHOWN			
FILE: 12.137/Cont Doc/Cont Dwg/Arch/A2.1 R0.dwg			