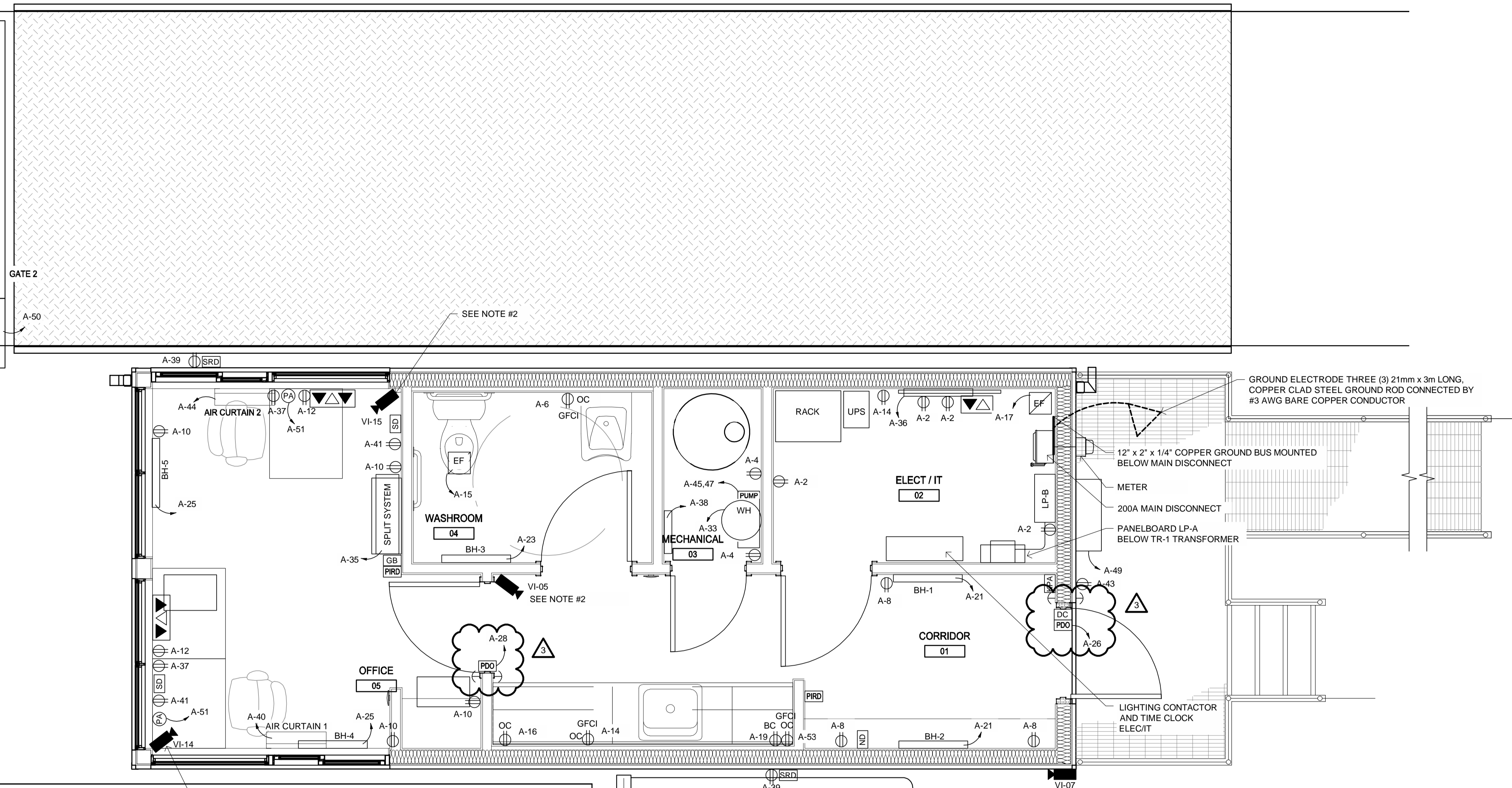
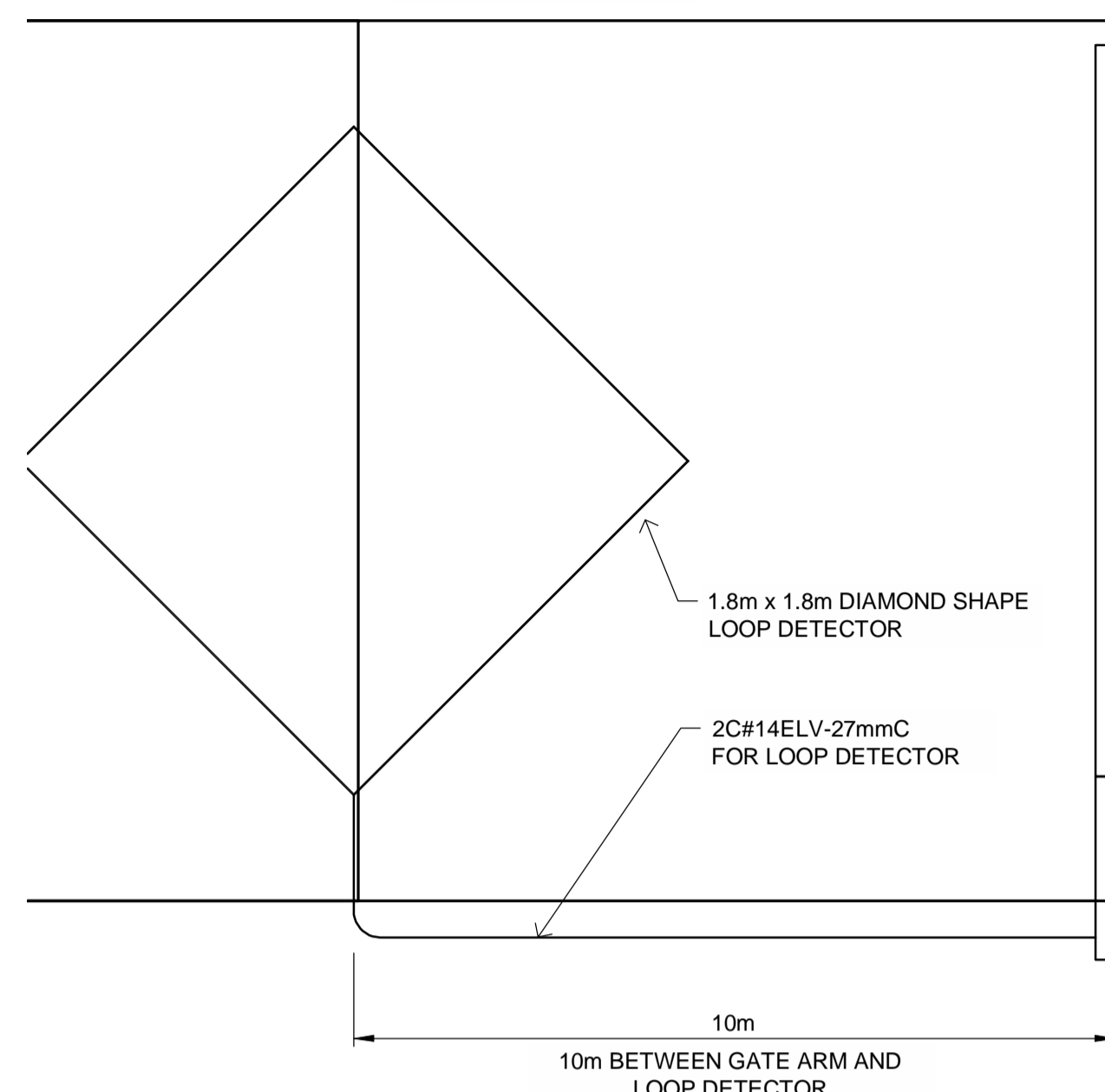


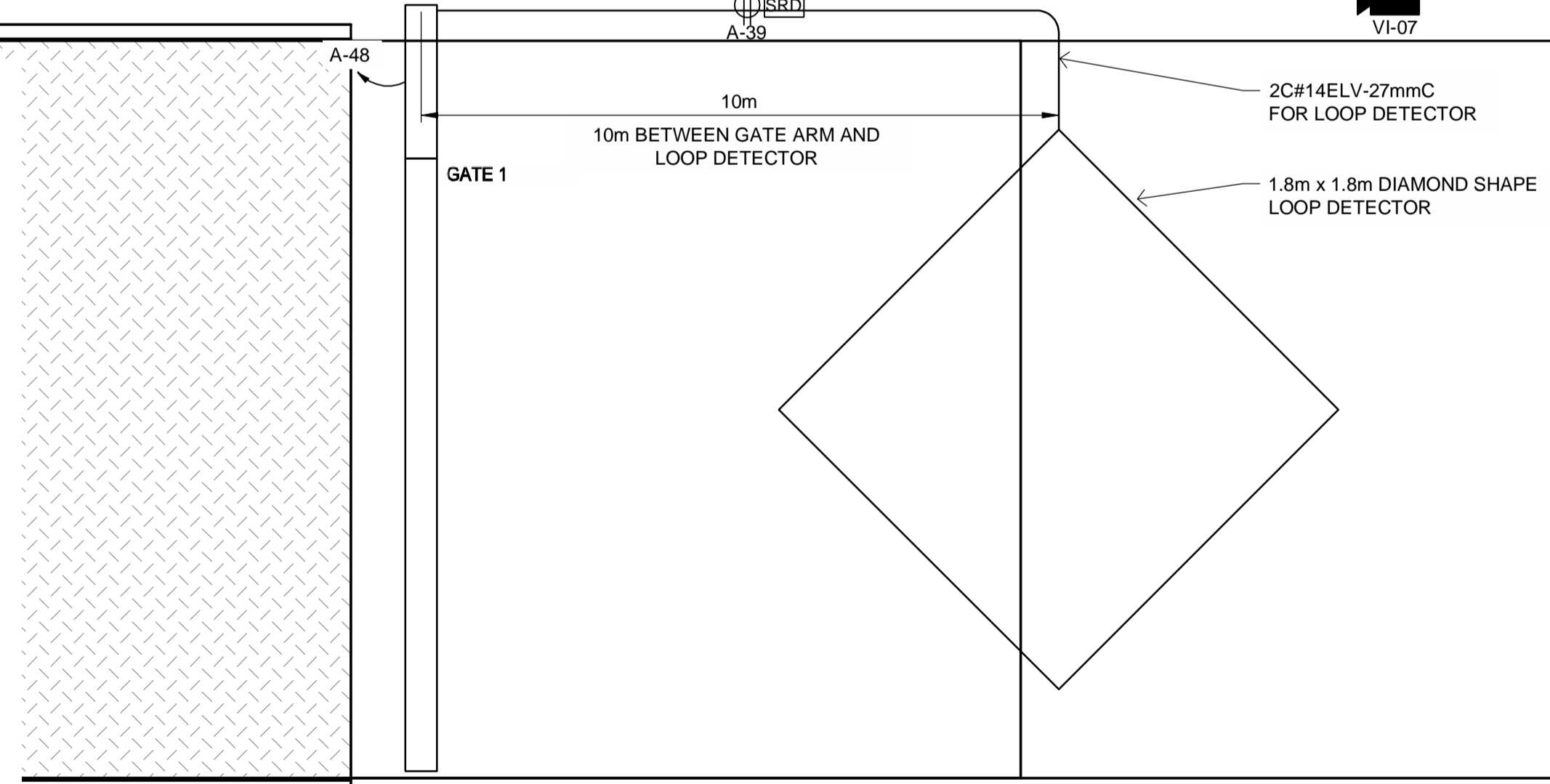
GALVANIZED TAPERED
STEEL POST
(SEE E8 FOR DETAIL)

VI-06
P33



LEGEND	
SYMBOL	DESCRIPTION
	FLUORESCENT LIGHTING FIXTURE
	EMERGENCY / EXIT LIGHT
	REMOTE EMERGENCY LIGHTING DOUBLE HEAD
	SINGLE POLE 15A SWITCH
	TIMER SWITCH
	RECEPTACLE
	OVER THE COUNTER
	BELOW COUNTER
	COMBINATION DATA PORT
	PUSH BUTTON
	POWER DOOR OPENERS
	SCALE REMOTE DISPLAY
	SCALE DIGITIZER
	PASSIVE IR DETECTOR
	NOTIFICATION DEVICE
	KEY PAD ALARM
	GLASS BREAKAGE
	DOOR CONTACTS
	CLERK PANIC ALARM BUTTON
	OUTDOOR LIGHT
	SECURITY CAMERA

- NOTES:**
- EACH WORK STATION WILL REQUIRE AT LEAST THREE (3) NETWORK DROPS:
 - 1 PAYMENT STATION
 - 1 MERCHANT TERMINAL
 - 1 SECURITY MONITOR STATION
 - SECURITY CAMERAS:
 - ACTUAL FIELD OF VIEW TO BE DETERMINED ONSITE BY THE CONTRACT ADMINISTRATOR.
 - ALL CAMERAS PLACEMENTS AND TYPES MUST BE CONFIRMED BY THE CONTRACTOR. ALL SITE CONDITIONS
 - CONTRACTOR SHALL FOLLOW ALL MANUFACTURERS GUIDELINES FOR INSTALLATION OF CAMERAS.



METRIC

WHOLE NUMBERS INDICATE MILLIMETRES
DECIMALIZED NUMBERS INDICATE METRES

SCALE HOUSE - POWER PLAN
1:25

B.M. ELEV.	DESIGNED BY	JAD				4R WINNIPEG DEPOT BRADY ROAD RESOURCE MANAGEMENT FACILITY	CITY DRAWING NUMBER	1-0400A-E0002-001
	DRAWN BY	MS					SHEET	27 OF 35
	CHECKED BY	BM					CONSULTANT DRAWING NUMBER	E2 (AD-3)
	APPROVED BY	ARR						
	HOR. SCALE	1:25	RELEASED FOR CONSTRUCTION					
	VERTICAL							
NO. REVISIONS	DATE	BY	DATE	JULY 2014				

G:\CAD\DFS\138224\04-Electrical\01-Contract\138224-04-ELEC-CON.dwg