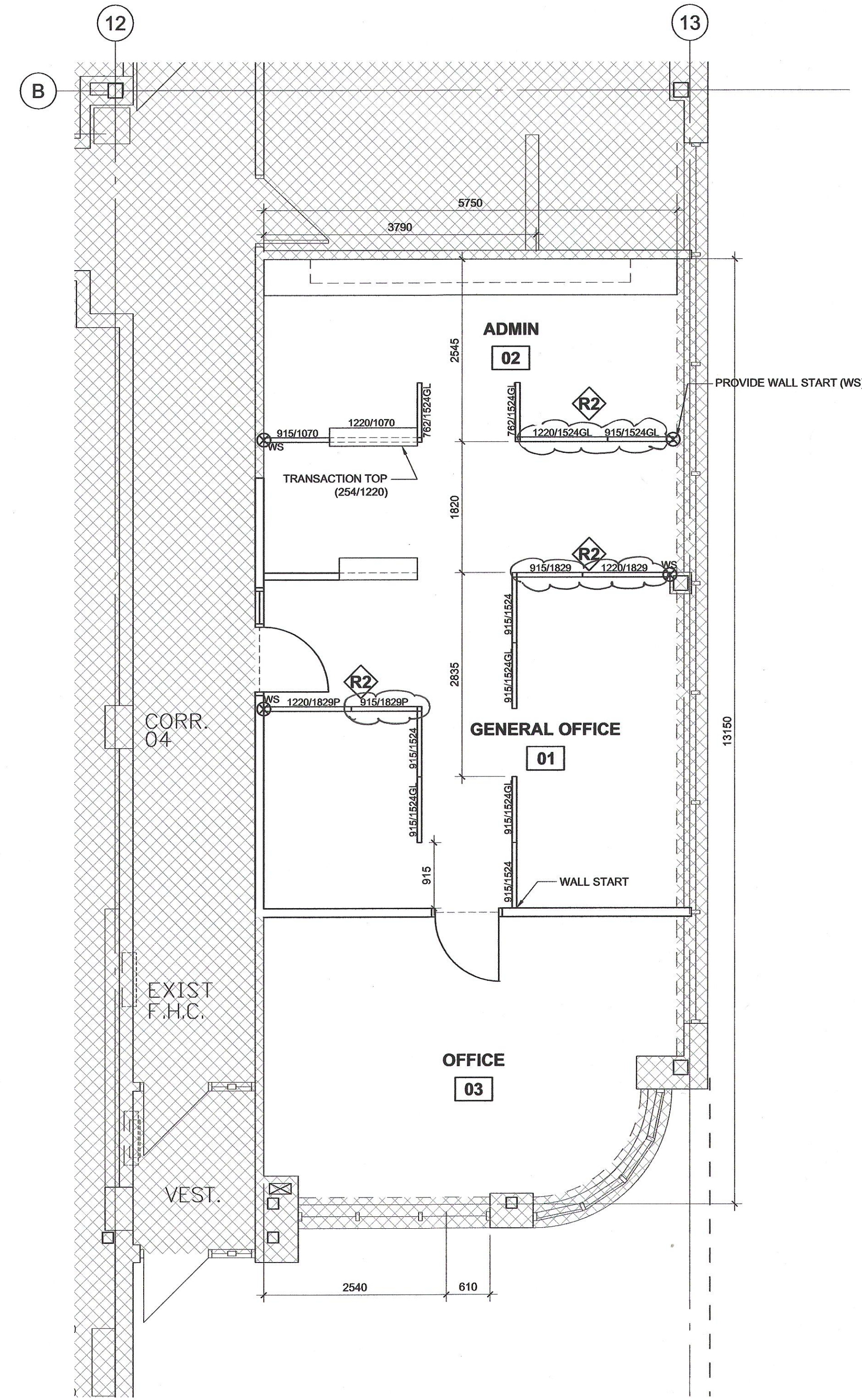
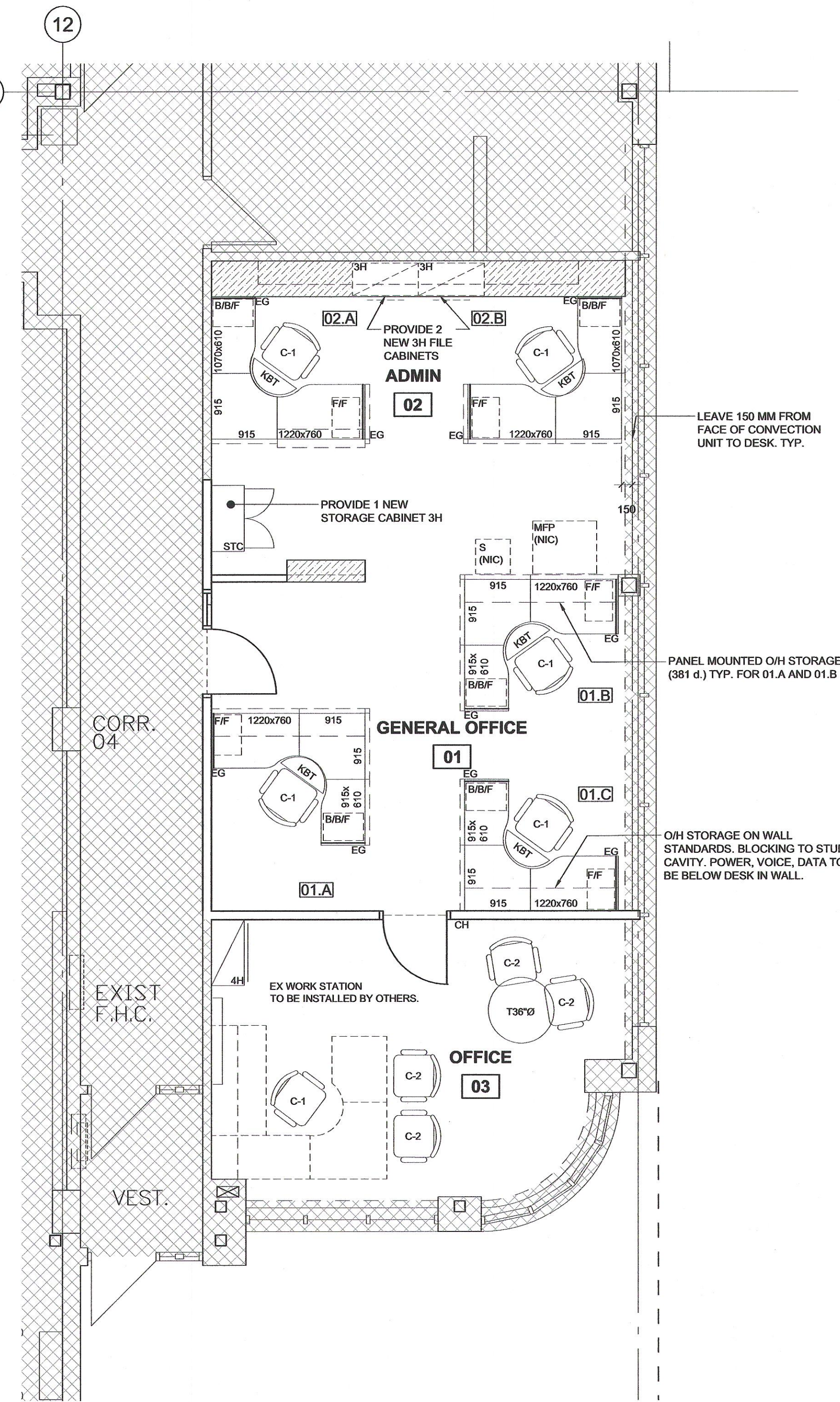
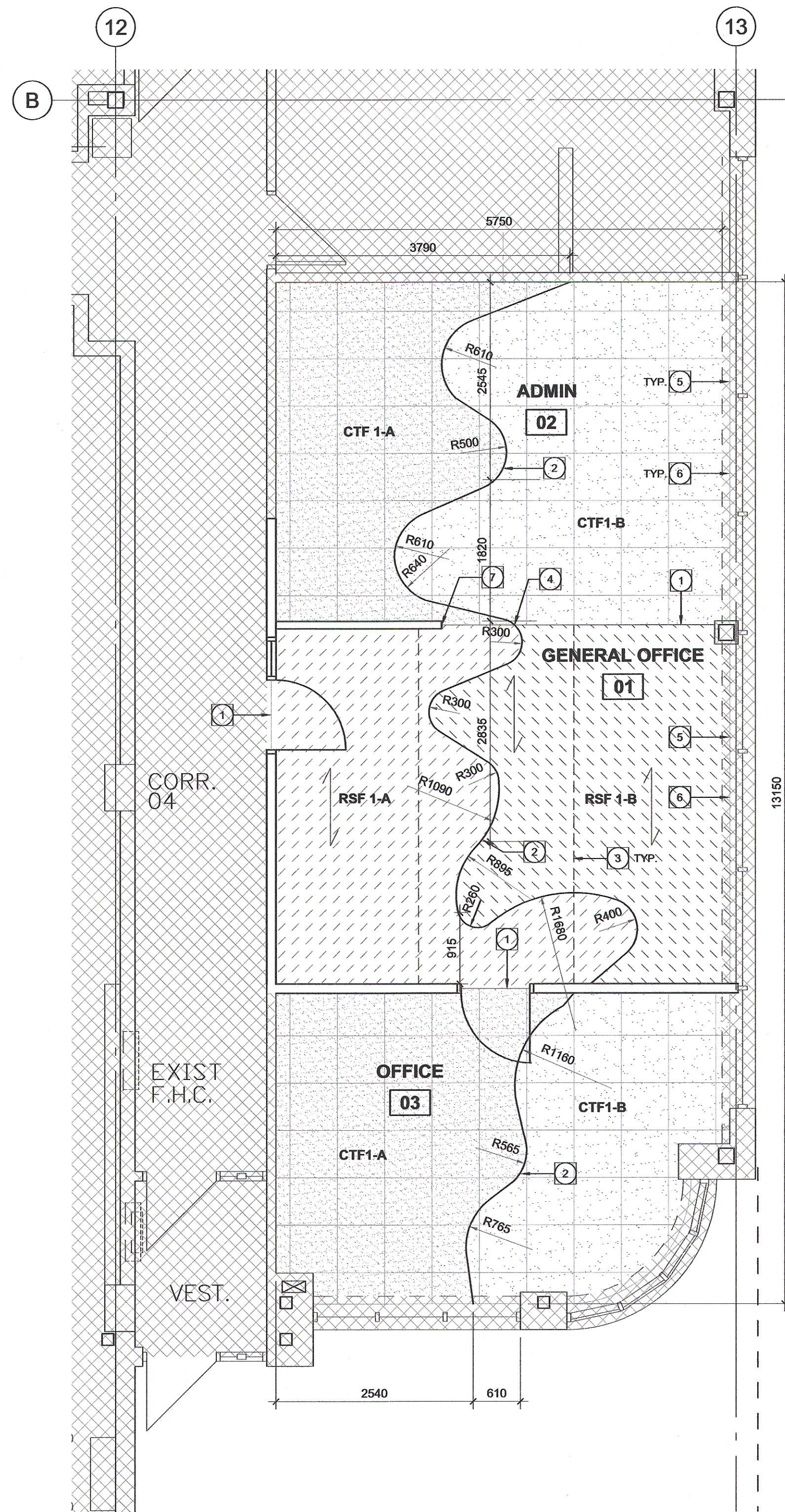
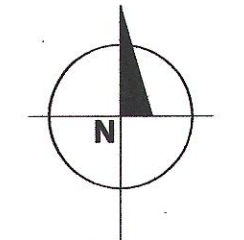


Ownership of Documents:  
 Drawings and specifications as instruments of service are and shall remain the property of the Architect whether the project for which they are made is executed or not. They are not to be used by the owner on other projects or extensions to this project except by agreement in writing and with appropriate compensation to the Architect.

This drawing shall not be scaled. Follow given dimensions only.



1 FLOOR PATTERN PLAN  
 A-4 Scale 1:50

FLOOR PATTERN REFERENCE NOTES:

- 1 PROVIDE A TRANSITION STRIP WHERE TWO DISPARATE MATERIALS MEET.
- 2 PROVIDE CONTRAST HEAT WELD.
- 3 PROVIDE HEAT WELD ROD IN COLOUR TO MATCH SHEET FLOORING.
- 4 ALIGN RESILIENT SHEET FLOORING PATTERN WITH TEXTILE COMPOSITE FLOORING (TCF) PATTERN.
- 5 EXTEND CTF AND RSF BELOW CONVECTION UNITS.
- 6 PROVIDE RESILIENT WALL BASE BELOW CONVECTION UNITS.
- 7 TRANSITION FLOORING AT MIDPOINT OF PONY WALL.

LEGEND:

- CTF 1-A
- CTF 1-B
- RSF 1-A
- RSF 1-B

2 FURNITURE PLAN  
 A-4 Scale 1:50

FURNITURE PLAN GENERAL NOTES:

1. SIZE PEDESTAL DEPTH TO SUIT DEPTH OF WORK SURFACE.
2. REFER TO FURNITURE PLANS FOR ORIENTATION OF WORKSTATIONS.
3. LEAVE 150MM FROM FACE OF CONVECTION UNIT TO DESK. TYPICAL.
4. LEVELLERS ON FURNITURE AND PANELS TO ACCOMMODATE FLOOR DISCREPANCIES OF UP TO 75 MM.
5. GENERAL CONTRACTOR TO PROVIDE CONTINUOUS BLOCKING TO WALL WHERE OVERHEAD STORAGE IS SCHEDULED TO BE INSTALLED.

FURNITURE DESCRIPTION:

- C-1: ERGONOMIC TASK CHAIR.
- C-2: VISITOR CHAIR.
- WS-1 WORK STATION: FREESTANDING L-SHAPE DESKS.
- PN: PANELS.
- 3H: 3 HIGH LATERAL FILE.
- 4H: 4 HIGH LATERAL FILE.
- T: MEETING TABLE.
- KBT: FULLY ARTICULATED KEYBOARD TRAY.
- SC: STORAGE CABINET.

3 PANEL LAYOUT PLAN  
 A-4 Scale 1:50

PANEL LAYOUT PLAN GENERAL NOTES:

1. DIMENSIONS TAKEN FROM FACE OF GWB TO FACE OF PANEL.
2. PROVIDE WALL START AT EACH LOCATION WHERE PANEL ABUTS WALL.
3. PANELS TO BE LEFT PLUMB, LEVEL AND SQUARE AT END OF INSTALLATION.

GENERAL NOTES:

1. GENERAL CONTRACTOR SHALL BE RESPONSIBLE FOR THE PROVISION OF FURNITURE THROUGH A QUALIFIED SUPPLIER OF FURNISHINGS.
2. SUBMIT WITH BID THE NAME OF SUPPLIER, LINE OF FURNITURE AND PANELS, AS WELL AS PAMPHLETS/BROCHURES TO ADEQUATELY CONVEY THE FUNCTION AND AESTHETIC PROPERTIES.
3. SELECTED FURNITURE SUPPLIERS WILL BE REQUIRED TO SUBMIT FULL SHOP DRAWINGS INCLUDING INSTALLATION PLANS AND FINISH SELECTORS.


LEGEND:

- BBF BOX BOX FILE PEDESTAL
- CH COAT HOOK
- EG FULL END GABLE
- FF FILE FILE PEDESTAL
- KBT KEY BOARD TRAY
- 3H 3 HIGH LATERAL FILE
- L LOCK
- MFP MULTI FUNCTION PRINTER
- NIC NOT IN CONTRACT
- O/H OVERHEAD
- S SHREDDER
- T TABLE
- STC STORAGE CABINET
- WS PANEL WALL START
- 915/1220 PANEL WIDTH AND HEIGHT
- 915/1220GL GL DENOTES GLASS PANEL

FURNITURE DIMENSIONS ARE IN MILLIMETERS

ISSUED FOR

ISSUED FOR CONSTRUCTION AUGUST 24, 2015



ARCHITECT / PRIME CONSULTANT

**SYNYSHYN**  
 ARCHITECTURE + INTERIOR DESIGN INC.

MANITOBA • ALBERTA  
 T: 204.947-1100  
 F: 204.956-5742

603-63 Albert Street Winnipeg, Manitoba R3B 1G4 Canada info@synyshyn.com www.synyshyn.com

ENGINEERING CONSULTANT

ENGINEERING CONSULTANT

PROJECT TITLE  
**CENTRAL YARDS FIELD SERVICES BUILDING**

**1220 PACIFIC AVENUE OFFICE RENOVATION**

1220 PACIFIC AVE. WINNIPEG MANITOBA

DRAWING TITLE

**723-2015\_FLOOR PATTERN AND FURNITURE PLAN\_A4-R2**

DESIGNED BY JN DRAWN BY JN

ISSUE DATE 09-17-2015 REVISION No. 2

PROJECT No. 15004 DRAWING No. A-4