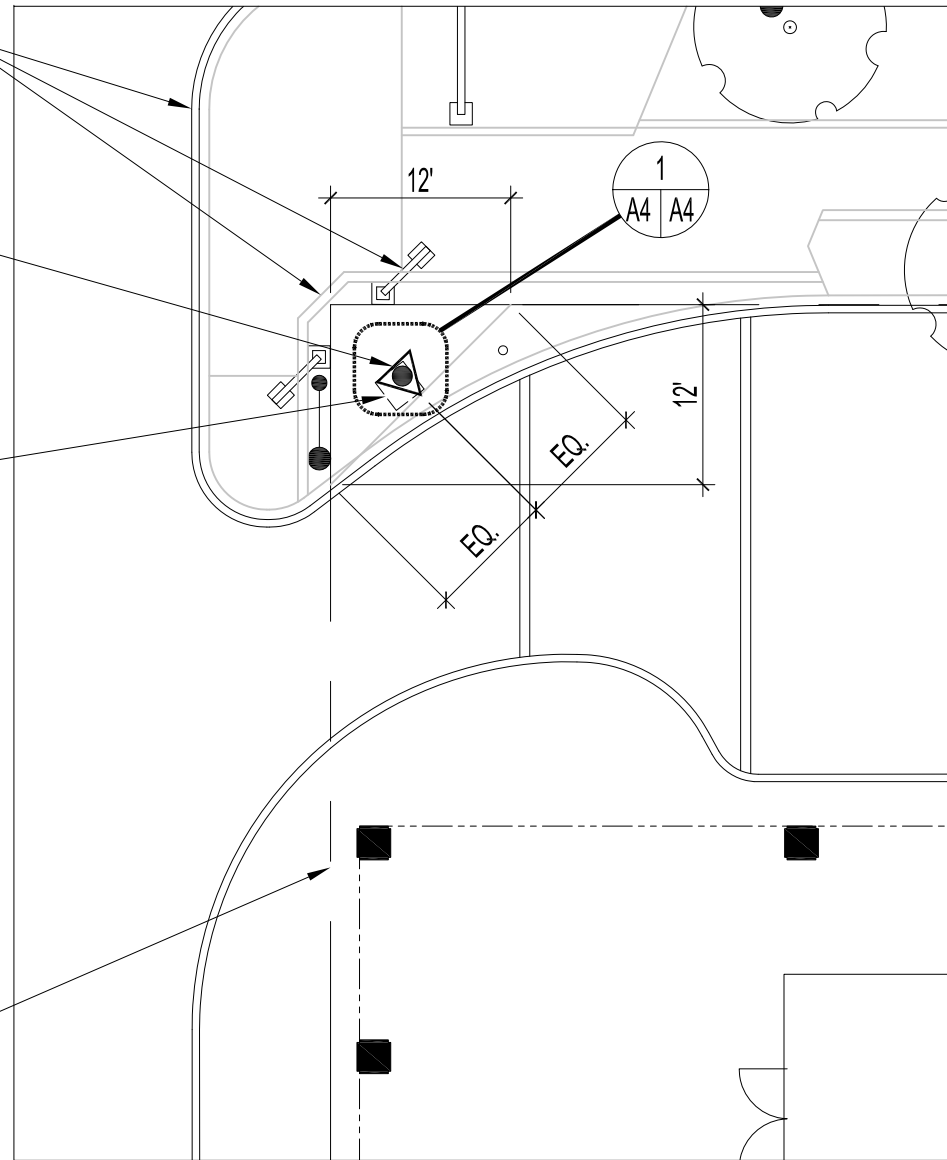


EXISTING CONCRETE CURB,
PATIO STONE SIDEWALK,
STREET LIGHTS ETC.

NEW 3'-0" x 3'-0" x 3'-0"
PILLAR SIGN & PILE.
FOUNDATION BY SUPPLIER.

REMOVE & DISCARD
EXISTING CANADA POST
SIGN & BASE. CONTRACTOR
TO MAINTAIN ELECTRICAL
CONNECTION FOR NEW
SIGN. PREPARE AREA TO
ACCEPT NEW PILE & PILLAR
SIGN. RE-INSTALL PATIO
STONE AS REQUIRED

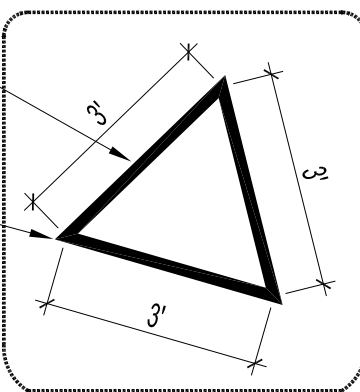
PROPERTY LINE



PARTIAL SITE PLAN -NORTH WEST CORNER
SCALE: N.T.S.

CENTER LINE OF THIS SIDE TO ALIGN
WITH BENCHMARK @ PROPERTY LINE
CORNER

3 EQUALLY SIDED PILLAR SIGN. SEE
ELEVATIONS FOR DETAILS & STRUCT.
DWG FOR PILE & FOUNDATION DETAILS.

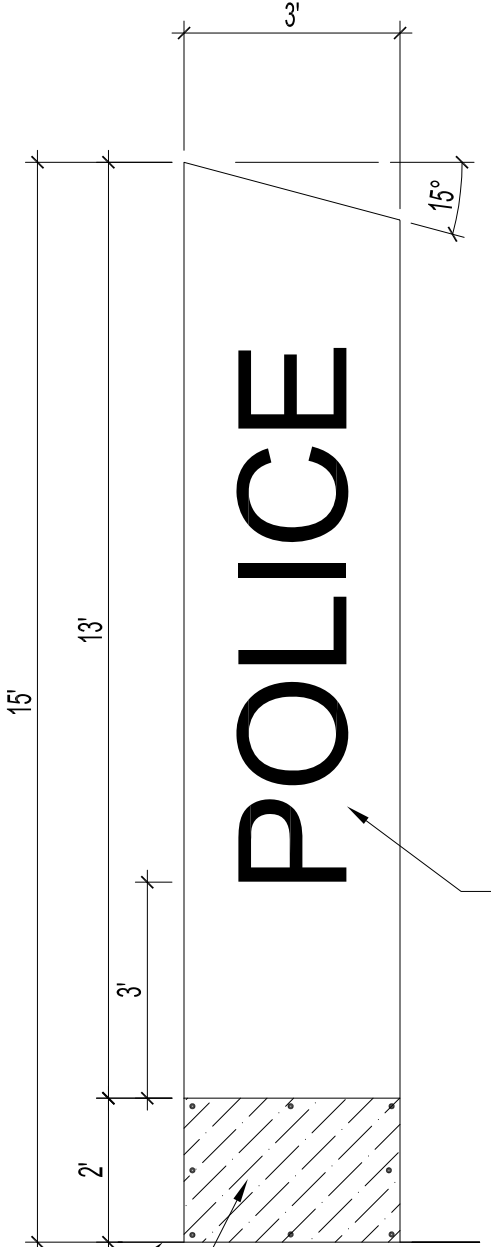


LARGE PLAN -PILLAR SIGN
SCALE: 3/8" = 1'-0"

REUSE EXISTING PATIO STONE TO FILL IN
BORDER. SOME CUTTING MAY BE
REQUIRED. INSTALLATION TO FOLLOW
CITY SPECIFICATIONS CW 3330-R5- SEE
STRUCT. FOR OTHER SUB-BASE FINISHES

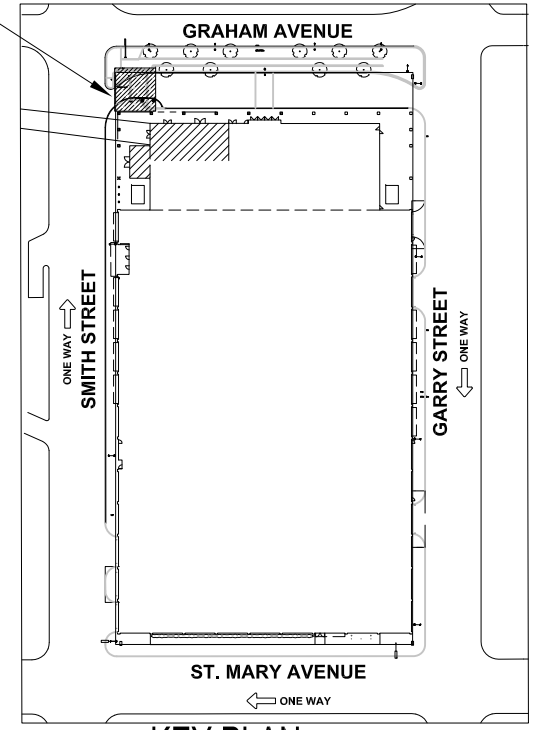
3 SIDED 2'-0" HIGH BRUSHED STAINLESS STEEL
BASE BOLTED TO CONCRETE BASE AS
REQUIRED W/ STAINLESS STEEL BOLTS.

DECORATIVE MOUNTING BOLTS.



TYPICAL ELEVATION
SCALE: 3/8" = 1'-0"

AREAS OF WORK



KEY PLAN
SCALE: N.T.S.

ONE L.E.D. ILLUMINATED 3-SIDED PYLON DISPLAYS TO BE INSTALLED

- PYLON HEIGHT: 15'-FT. +/-
- PYLON WIDTH: 3'-0" x 3'-0" x 3'-0"
- CUT-OUT 1/8" ALUMINUM FACES (ALL THREE SIDES) READING: 'POLICE' IN ARIAL FONT @ 1'-6" IN HEIGHT.
- WHITE ACRYLIC BACKS. (LETTERS)
- WHITE L.E.D.'S
- PYLON DISPLAY C/W. ANGLED PEAK AS SHOWN TO DEFLECT SNOW & RAIN.
- PAINTED COLOUR -13'-0" HEIGHT BLUE TO MATCH BUILDING FACADE.
- BASE FINISH AS NOTED ON DWG.
- CONTRACTOR TO CONNECT EXISTING CABLING TO NEW FIXTURE.

REVISIONS

1	-DELETE NOTES REFERRING TO FOUNDATION & PILE. -ADD DECORATIVE MOUNTING BOLTS TO BASE	MMK	OCT19, 2016
---	---	-----	-------------

THE CITY OF WINNIPEG PLANNING, PROPERTY AND DEVELOPMENT DEPARTMENT MUNICIPAL ACCOMMODATIONS DIVISION 3-65 GARRY STREET, R3C 4K4			PROJECT Winnipeg Police Service Headquarters NEW EXTERIOR SIGNAGE 245 SMITH STREET		SHEET TITLE NEW PILLAR SIGN	
DRAWN BY: MMK	DESIGNED BY: RL	CHECKED BY:	APPROVED BY:	DATE: 2016.07.25 eFILE: 2016050V0.dwg	SCALE: SHOWN	SHEET No: A4R1/E1
					PROJECT No: 2016-050	