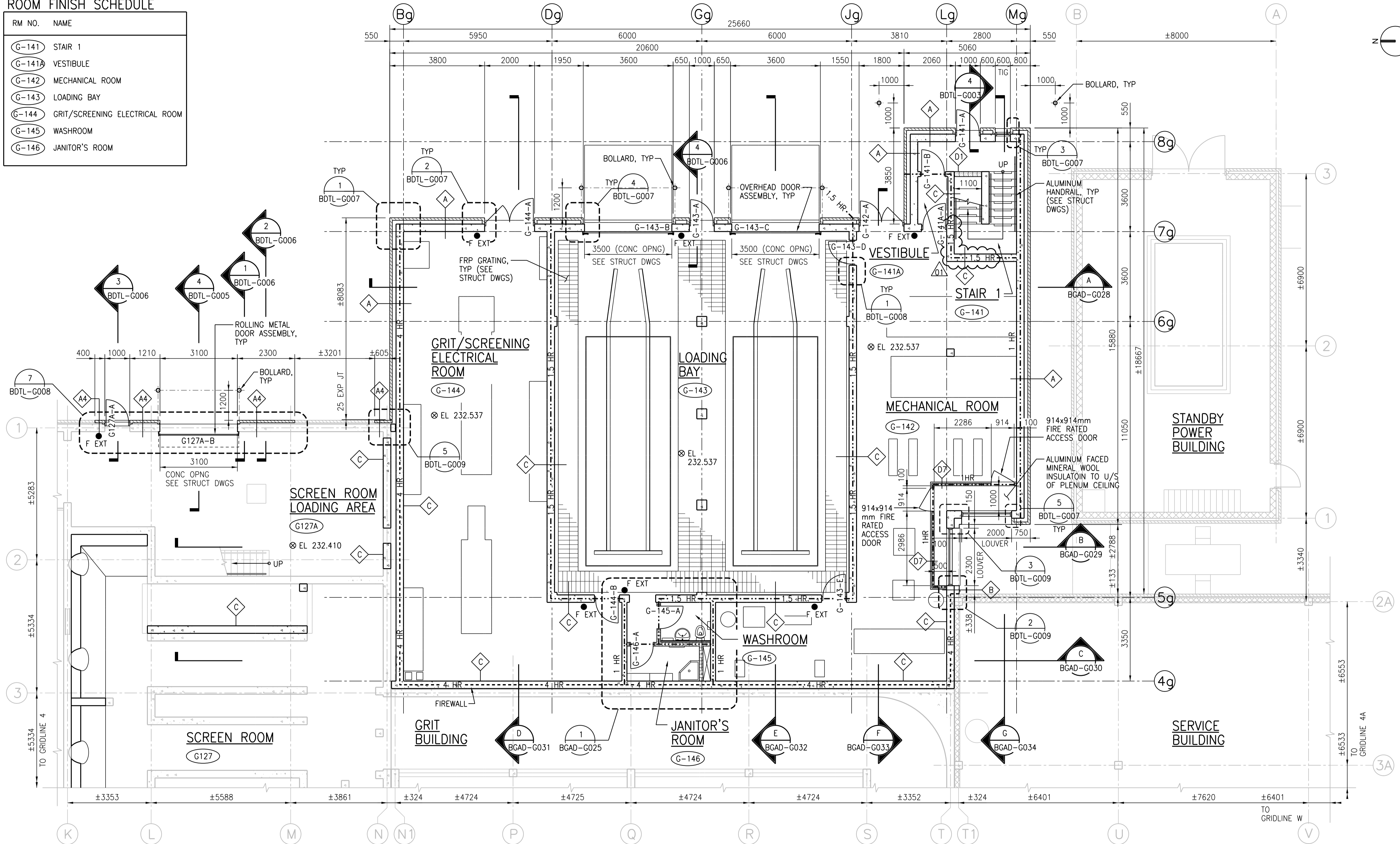


A1 SIZE - 594mm x 841mm

ROOM FINISH SCHEDULE

RM NO.	NAME
G-141	STAIR 1
G-141A	VESTIBULE
G-142	MECHANICAL ROOM
G-143	LOADING BAY
G-144	GRIT/SCREENING ELECTRICAL ROOM
G-145	WASHROOM
G-146	JANITOR'S ROOM



GROUND FLOOR PLAN

1:75
0 500 1000 2000 3000 4000


NOTES:

- FOR PIPE/DUCT PENETRATIONS SEE DETAILS (1,2,3,4) BDTL-A003
- PATTERN/HATCHING OF WATER/LIQUID IS FOR CLARIFICATION PURPOSES ONLY TO INDICATE AND DIFFERENTIATE WATER/LIQUID CONTAINING STRUCTURES FROM REMAINDER OF BUILDING AREAS. IT DOES NOT REPRESENT ACTUAL LEVEL, VOLUME OR EXTENT OF WATER/LIQUID IN THESE AREAS. REFER TO PROCESS MECHANICAL FOR SUCH REQUIREMENTS.
- DENOTES EXTENT OF FIRE RATED SEPARATION
--- HR ---
- DENOTES EXTENT OF FIRE WALL
--- HR ---



NO.	REVISIONS	DATE	DESIGN	CHECK
01	ISSUED FOR ADDENDUM 4 - 976-2016	2017/06/30	R.B.	J.C.
00	ISSUED FOR CONSTRUCTION - 976-2016	2017/04/05	J.L.	J.C.

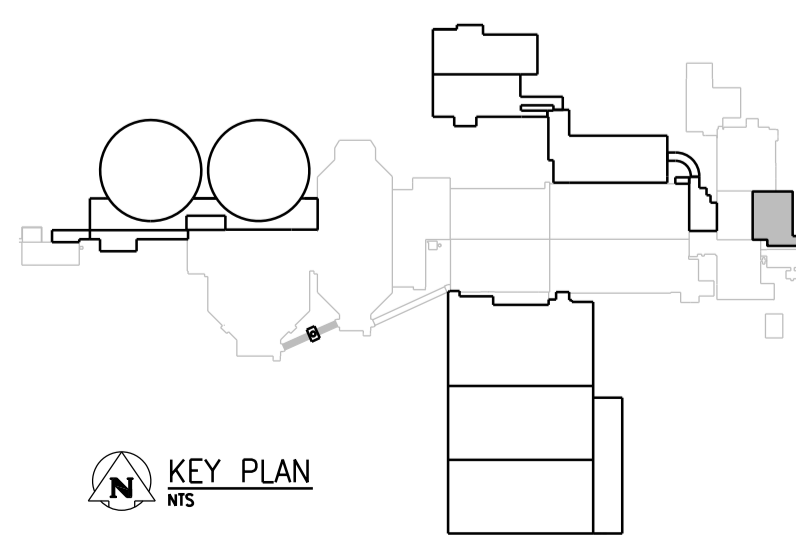
CH2MHILL CANADA Architects Inc.	
DESIGNED BY: R. ZAKKO	CHECKED BY: B. KOLIS-HUPA
DRAWN BY: J. LIN	APPROVED BY: H.T. FRIEHAMMER
SCALE: 1:75	ISSUED FOR CONSTRUCTION BY: J. SHUMKA
DATE: 2017/04/05	DATE: 2017/04/05
CONSULTANT NO.: 474248	



THE CITY OF WINNIPEG
WATER AND WASTE DEPARTMENT

SOUTH END WATER POLLUTION CONTROL CENTRE
SEWPPC UPGRADING/EXPANSION PROJECT
BUILDING
GRIT AND SCREENING BUILDING
GROUND FLOOR PLAN

CITY DRAWING NUMBER: 1-0102-BGAD-G022
SHEET: 001
REV: 01
SIZE: A1



©CH2M HILL 2017. ALL RIGHTS RESERVED.