
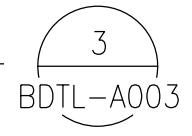



**A SECTION A - PART A**  
1:50

- BCAD-R002
- BCAD-R003
- BCAD-R004
- BCAD-R005


- NOTES:**
- 1 HR - DENOTES 1 HOUR FIRE RATED SEPARATION
  - DENOTES EXTENTS OF FIRE WALLS - - - - - 1HR
  - PIPE/ DUCT PENETRATIONS THROUGH FLOORS/ CEILINGS, SEE DETAIL - 
  - PIPE/ DUCT PENETRATIONS THROUGH EXTERIOR WALL, SEE DETAIL - 
  - PIPE/ DUCT PENETRATIONS THROUGH CONCRETE WALLS, SEE DETAIL - 



NO.	REVISIONS	DATE	DESIGN	CHECK
02	ISSUED FOR ADDENDUM 5 - 976-2016	2017/07/14	R.B.	J.C.
01	ISSUED FOR ADDENDUM 4 - 976-2016	2017/06/30	R.B.	J.C.
00	ISSUED FOR CONSTRUCTION - 976-2016	2017/04/05	R.B.	J.C.

**CH2MHILL CANADA Architects Inc.**

DESIGNED BY: R. ZAKKO  
 CHECKED BY: B. KOLIS-HUPA  
 DRAWN BY: R. BATHAN  
 APPROVED BY: H.T. FREIHAMMER  
 SCALE: 1:50  
 DATE: 2017/04/05  
 ISSUED FOR CONSTRUCTION BY: J. SHUMKA  
 DATE: 2017/04/05  
 CONSULTANT NO.: 474248



**THE CITY OF WINNIPEG**  
 WATER AND WASTE DEPARTMENT

SOUTH END WATER POLLUTION CONTROL CENTRE  
 SEWPCC UPGRADING/EXPANSION PROJECT  
 BUILDING  
 BIOREACTORS/BLOWER BUILDING  
 SECTION A - PART A

CITY DRAWING NUMBER: 1-0102-BGAD-R009  
 SHEET: 02  
 REV.: A1  
 SIZE: A1