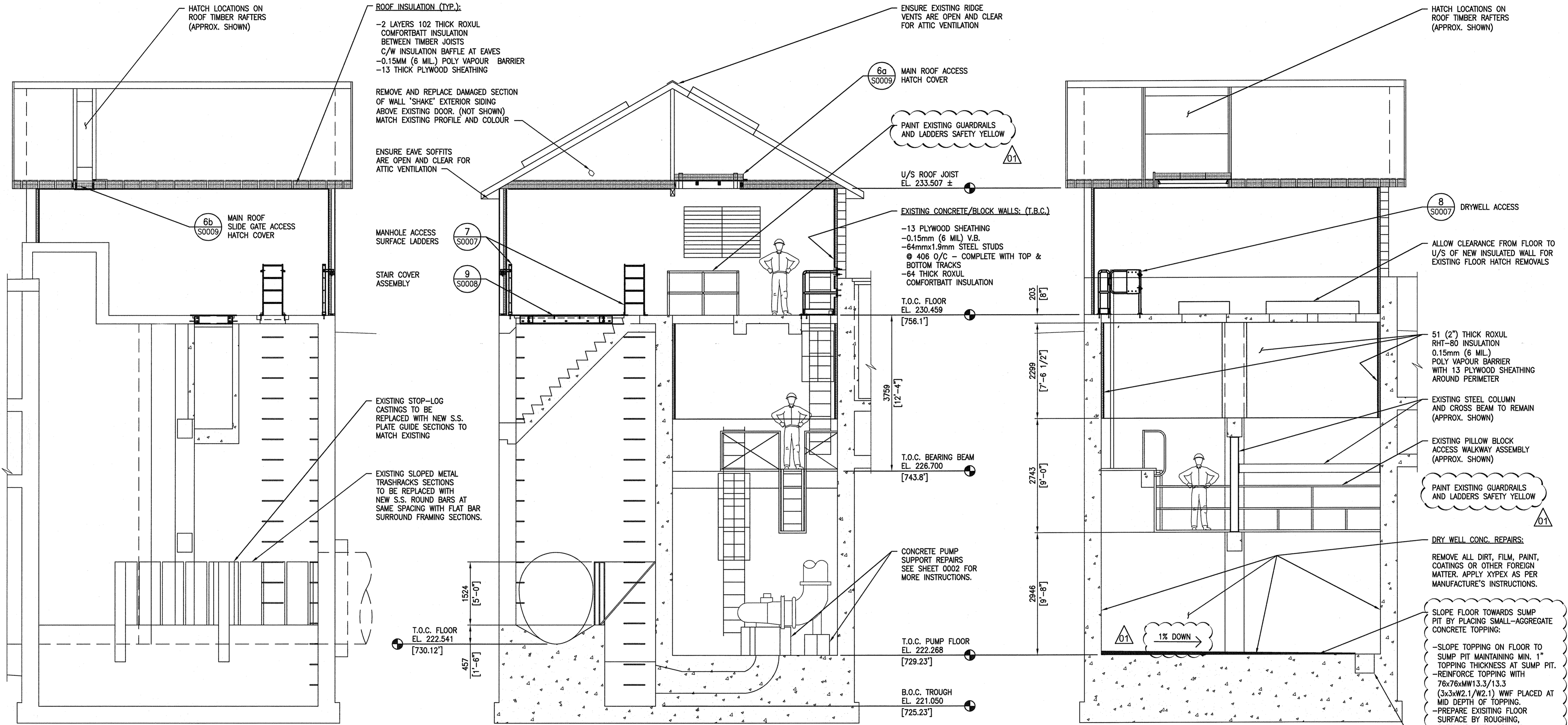


NOTES:

- SEE DRAWING 1-0173F-S0001 FOR GENERAL NOTES.



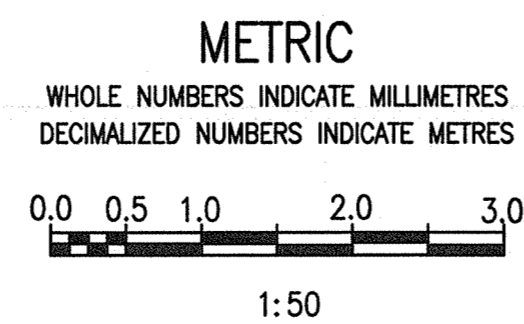
C ELEVATION
 SCALE: 1 : 50
 SOURCE DRAWING 1-0173F-S0002
 - DEPTH VARIES -

D ELEVATION
 SCALE: 1 : 50
 SOURCE DRAWING 1-0173F-S0002
 - DEPTH VARIES -

E ELEVATION
 SCALE: 1 : 50
 SOURCE DRAWING 1-0173F-S0002
 - DEPTH VARIES -


LAST SAVE: 2020/09/11 - 8:45am
 PATH: M:\27295\GEN\425TR\DD - General DWG\1-0173F-S0003-001.dwg

DRAWING NUMBER	REFERENCE DRAWINGS
LD-2960	POLSON FLOOD PUMPING STATION - CONCRETE SLAB REPAIR
LD-2644	POLSON FLOOD PUMPING STATION - ACCESS HATCH
LD-2843	POLSON FLOOD PUMPING STATION - FLAPGATE INSTALLATION
5-SD-4	POLSON AVENUE PUMPING STATION - SHEET 2
5-SD-4	POLSON AVENUE PUMPING STATION - SHEET 1
512	POLSON COMMUNOTOR STATION - REINFORCING STEEL DETAILS
511	POLSON COMMUNOTOR STATION - CONSTRUCTION DETAILS



NO.	REVISIONS	DATE	DESIGN	CHECK
01	ISSUED FOR CONSTRUCTION	2020/09/11	K.K.	B.C.
00	ISSUED FOR TENDER, BID OP 567-2020	2020/08/19	K.K.	B.C.

DESIGNED BY: K. KOTYK	CHECKED BY: B. CLEVEN
DRAWN BY: B. DICKSON	APPROVED BY: B. CLEVEN
SCALE: 1 : 50	ISSUED FOR CONSTRUCTION BY: K. ZUREK
DATE: 2020/05/28	DATE: 2020/09/02
CONSULTANT NO.:	



THE CITY OF WINNIPEG
 WATER AND WASTE DEPARTMENT

POLSON FLOOD PUMPING STATION
 2020 UPGRADES
 STRUCTURAL MODIFICATIONS - PUMPING STATION ELEVATIONS

CITY DRAWING NUMBER 1-0173F-S0003	SHEET 001	REV. 01	SIZE A1
---	---------------------	-------------------	-------------------