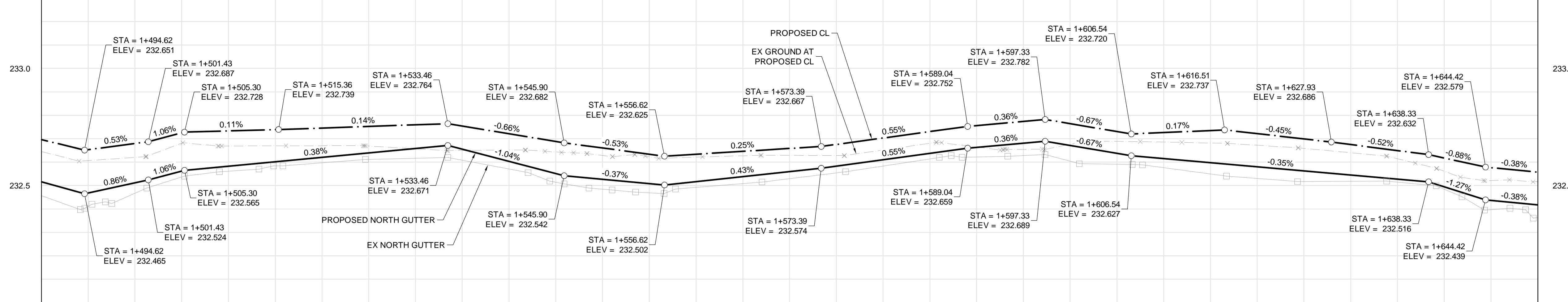
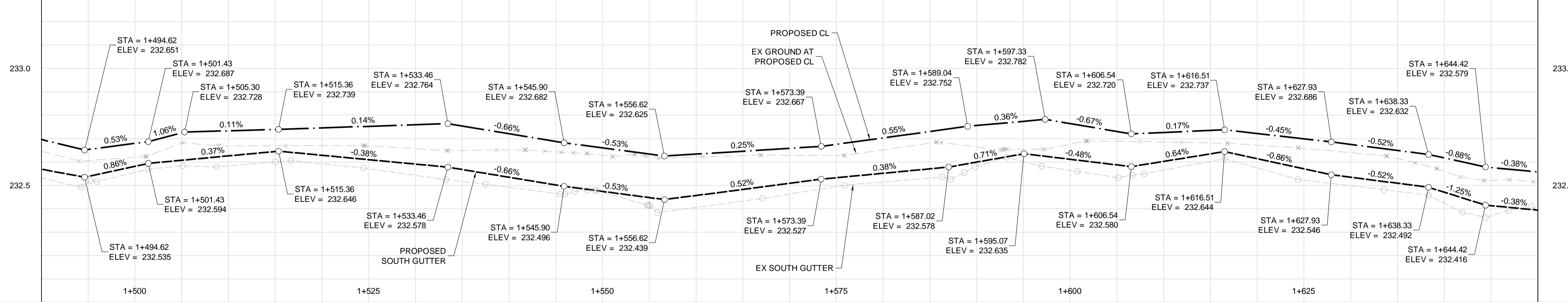


GROSVENOR AVENUE - NORTH



GROSVENOR AVENUE - SOUTH



CONSTRUCTION NOTES:

- ALL WORK AND MATERIALS TO BE IN ACCORDANCE WITH LATEST REVISION OF THE CITY OF WINNIPEG STANDARD CONSTRUCTION SPECIFICATIONS.
- LEGAL PLAN AND UNDERGROUND INFORMATION FROM CITY OF WINNIPEG LBIS. CONTRACTOR TO VERIFY ALL UNDERGROUNDS IN THE FIELD.
- CONTRACTOR TO TAKE PRECAUTIONARY STEPS TO AVOID DAMAGE FROM CONSTRUCTION ACTIVITIES TO TREES WITHIN THE LIMITS OF CONSTRUCTION.
- LOCATION OF EXISTING UTILITIES/SERVICES TO BE CONFIRMED IN THE FIELD BY THE CONTRACTOR.
- ADJUST EXISTING WATER VALVES, WATER SERVICE CURB STOPS AND HYDRANT ASSEMBLIES TO GRADE.
- MODIFIED BARRIER CURB TO BE USED AT ALL INTERSECTION RADII.
- ADJUST MANHOLE AND CATCH BASIN RIMS TO NEW GRADES.
- CONTRACTOR TO REGRADE/RENEW EXISTING PRIVATE SIDEWALKS TO LIMITS AS SHOWN. SIDEWALKS TO BE RENEWED WITH CONCRETE UNLESS OTHERWISE NOTED.
- CB LEADS TO BE INSTALLED AT MIN 1.0% SLOPE OR AS DIRECTED BY THE CONTRACT ADMINISTRATOR.
- LIMITS OF BOULEVARD GRADING TO BE FINALIZED IN THE FIELD BY THE CONTRACT ADMINISTRATOR.
- CONTRACTOR TO CONFIRM LOCATION AND LIMITS OF SEWER REPAIRS BY PERFORMING VIDEO INSPECTION AND REVIEWING WITH THE CONTRACT ADMINISTRATOR PRIOR TO CONSTRUCTION.
- LAMP STANDARDS, HYDRO POLES AND ANCHORS THAT REQUIRE TEMPORARY SUPPORT, REMOVAL OR REPLACEMENT, TO BE DONE AT THE EXPENSE OF THE CONTRACTOR, AS NECESSARY.

ABBREVIATIONS:

CONC	CONCRETE ROADWAY
ASP	ASPHALT ROADWAY
ASP OVLY	ASPHALT OVERLAY ROADWAY
PVS	PAVING STONE/BRICK
TYP	TYPICAL
EX	EXISTING
MH	MANHOLE
WV	WATER VALVE
EL	ELEVATION
CB	CATCH BASIN
CP	CATCH PIT
CI	CURB INLET
CL	CONTROL LINE

METRIC

WHOLE NUMBERS INDICATE MILLIMETRES  
DECIMALIZED NUMBERS INDICATE METRES

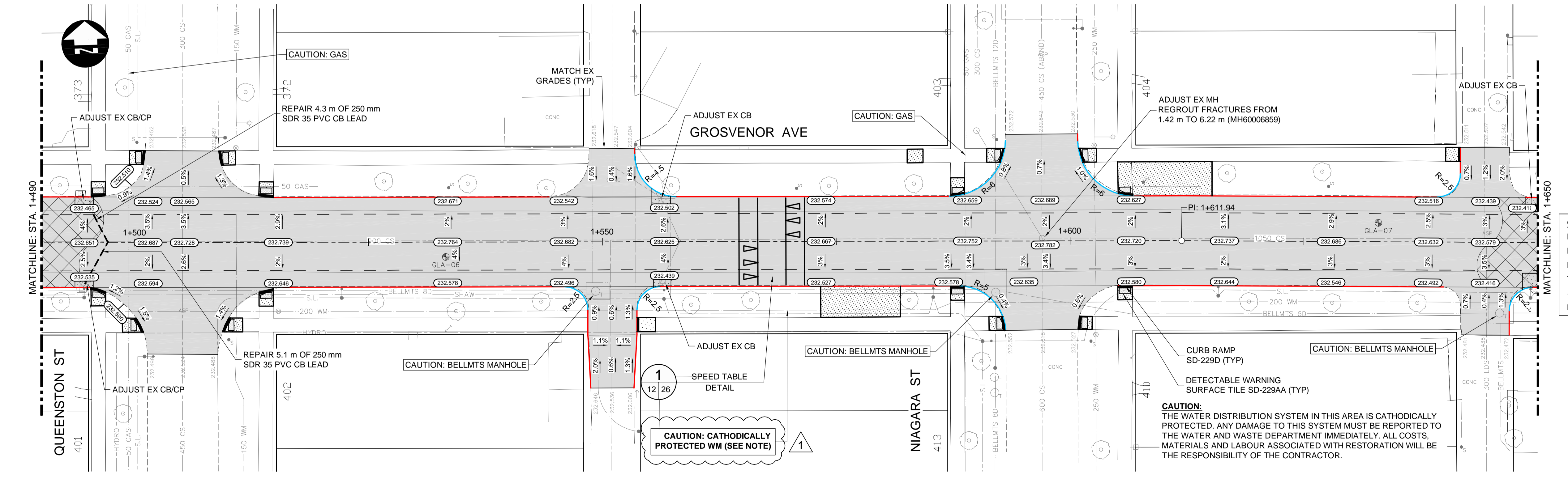
WARNING

- IF POWER EQUIPMENT OR EXPLOSIVES ARE TO BE USED FOR EXCAVATION ON THIS PROJECT THE CONTRACTOR MUST:
- NOTIFY THE GAS COMPANY OF THE PROPOSED LOCATION OF EXCAVATION.
  - TAKE PRECAUTION TO AVOID DAMAGE TO GAS COMPANY INSTALLATIONS SEE PROVINCIAL REGULATION 210/72 FOR DETAILS.
  - OBTAIN EXCAVATION PERMITS PRIOR TO CONSTRUCTION.

**CURB LEGEND**

BARRIER CURB (SD-203A, SD-204, SD-205 OR SD-206A)	—
MODIFIED BARRIER CURB (SD-203B)	—
BARRIER CURB AND GUTTER (SD-200)	—
75 mm LIP CURB AND GUTTER (DETAIL 1, SHT 25)	—
40 mm LIP CURB AND GUTTER (DETAIL 2, SHT 25)	—
MODIFIED BARRIER CURB AND GUTTER (DETAIL 3, SHT 25)	—

**PRELIMINARY ONLY  
NOT FOR CONSTRUCTION**



HYDRANT	CONCRETE	WATERMAIN	150 WM
VALVE	ASPHALT	LAND DRAINAGE SEWER	300 LDS
MANHOLE	SIDEWALK	WASTE WATER SEWER	250 WWS
CATCH BASIN	PAVING STONES	HYDRANT	150 WM
CATCH PIT	PAVEMENT REPAIR FABRIC	VALVE	300 LDS
150 WM	PARTIAL DEPTH REPAIR	PROPERTY LINE	250 WWS
300 LDS	LAND DRAINAGE SEWER	ELEVATION	232.000
250 WWS	WASTE WATER SEWER	CURB RAMP	DETECTABLE TILE
HYDRO	M.T.S.	HYDRO	232.000
100 GAS	GAS	100 GAS	

**UNDERGROUND STRUCTURES**

SUPPLY	U/G STRUCTURES	DATE
1	ISSUED AS ADDENDUM #1	21/03/08 DBW
0	ISSUED FOR TENDER	21/02/23 DBW

DESIGNED BY	JAT
DRAWN BY	TJH
CHECKED BY	JNC
APPROVED BY	DBW
HOR. SCALE	1:250
VERTICAL	1:10
RELEASED FOR CONSTRUCTION	DATE

**THE CITY OF WINNIPEG**  
PUBLIC WORKS DEPARTMENT

2021 LOCAL STREETS RENEWAL PROGRAM 21-R-05:  
DOWKER AVENUE, RILEY CRESCENT AND VARIOUS  
OTHER LOCATIONS

GROSVENOR AVENUE - PLAN-PROFILE  
(STA. 1+490 TO 1+650)

CITY DRAWING NUMBER  
SHEET 12 OF 26  
CONSULTANT DRAWING NUMBER

C:\pwworking\directory\projects\2020\400\p\20202958-05-01-CON-PLAN-PROFILE.dwg