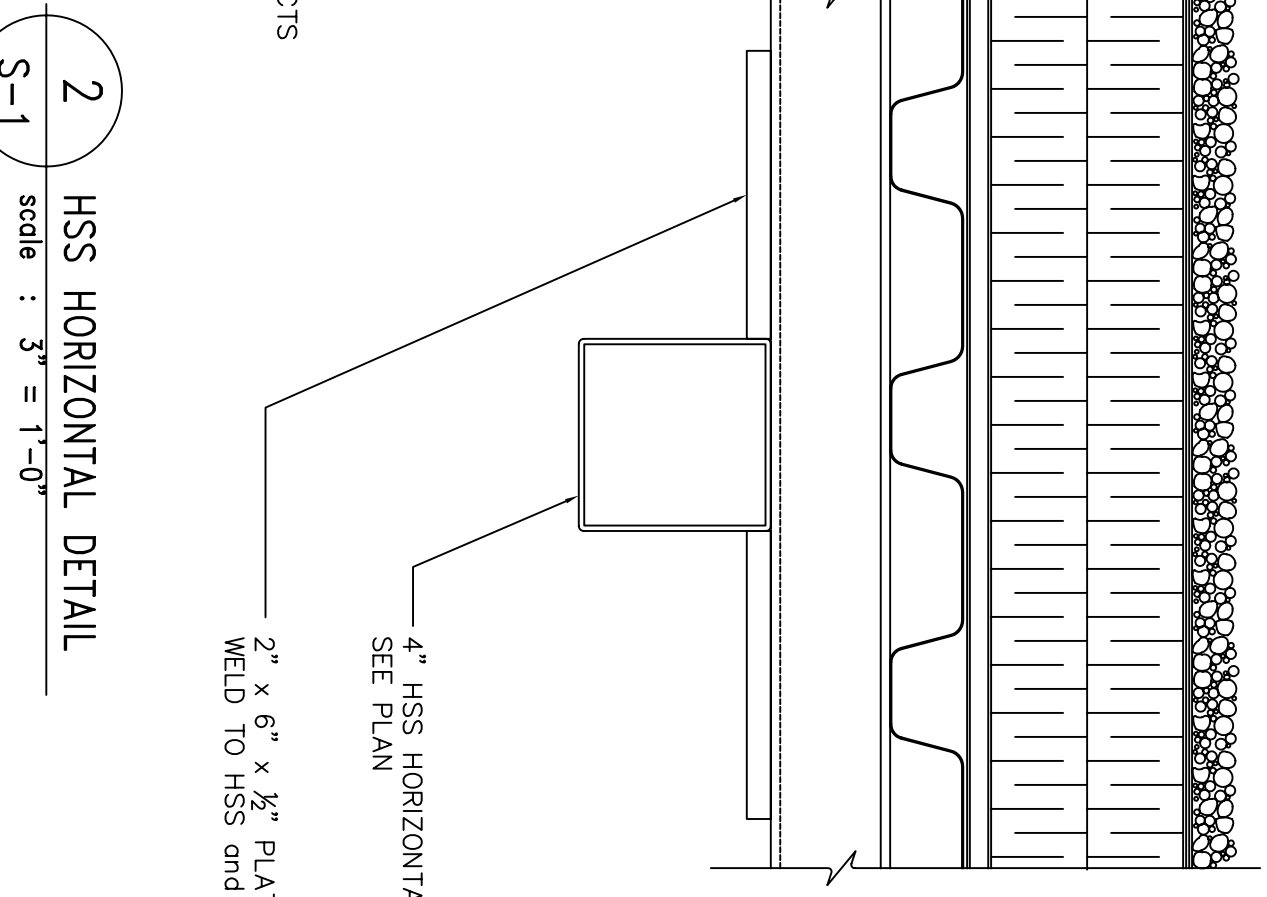
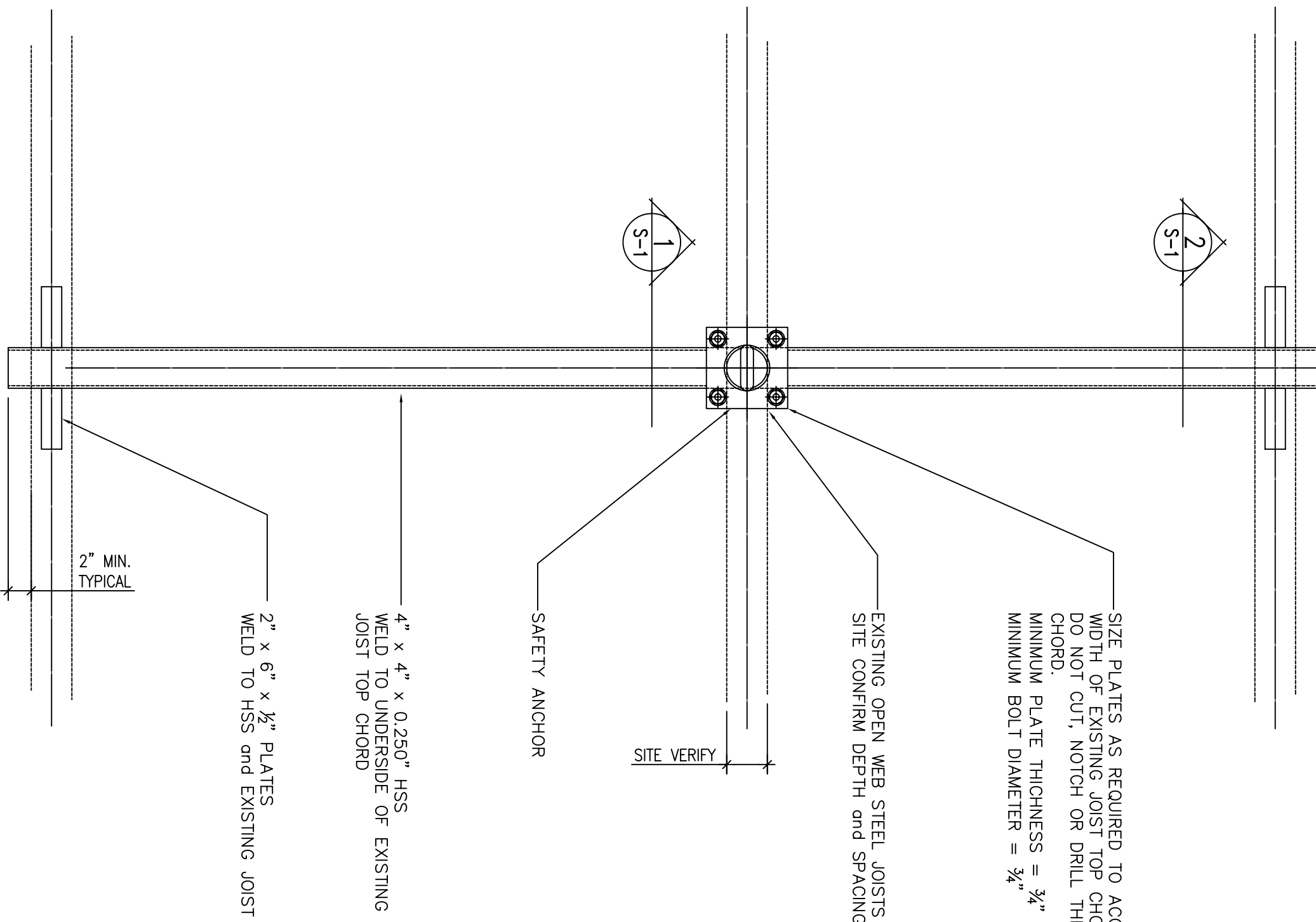


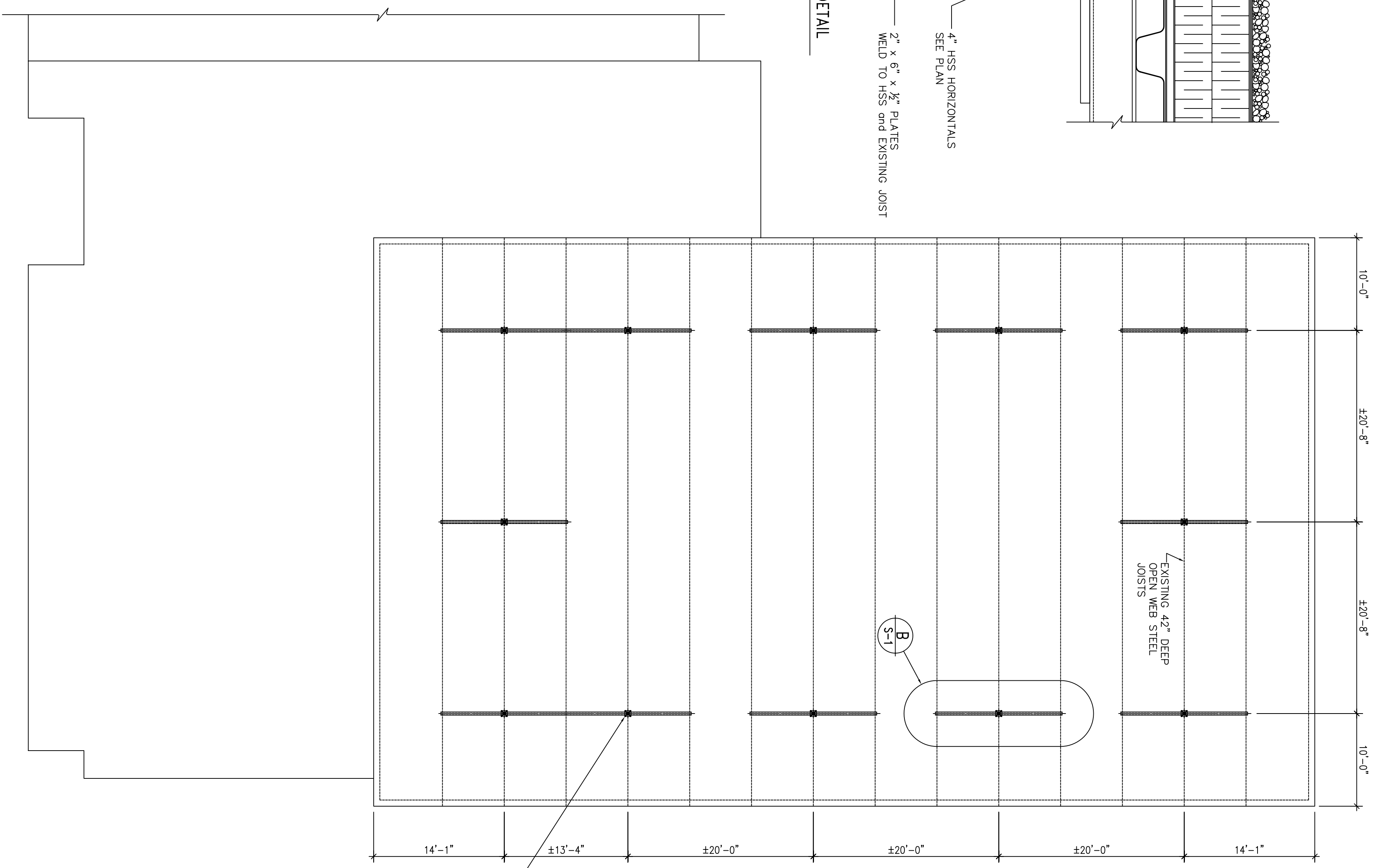
1 SAFETY ANCHOR DETAIL
scale : 3" = 1'-0"



2 HSS HORIZONTAL DETAIL
scale : 3" = 1'-0"



B SAFETY ANCHOR PLAN DETAIL
scale : 1" = 1'-0"



A SAFETY ANCHOR PLAN
scale : 1/8" = 1'-0"

SAFETY ANCHORS
FARA-6 BY THALER ROOFING
SPECIALTIES PRODUCTS INC.
2" MIN. REQUIRED AT HIGH ROOF

GENERAL NOTES

- G1 ALL DIMENSIONS TO BE VERIFIED BY SITE MEASUREMENTS
 - G2 PROTECT ALL EXISTING UTILITIES AND STRUCTURES FROM DAMAGE DURING CONSTRUCTION.
 - G3 THE CONTRACTOR SHALL BE NOTIFIED AT LEAST 48 HOURS BEFORE INSPECTIONS OF COMPLETED WORK ARE REQUIRED.
 - G4 STRUCTURAL DRAWINGS SHOW THE COMPLETED STRUCTURE. THEY DO NOT SHOW COMPONENTS WHICH MAY BE NECESSARY FOR CONSTRUCTION OF THE STRUCTURE.
 - G5 VISIT SITE TO DETERMINE EXISTING CONDITIONS AND REQUIREMENTS FOR PROTECTION OF ADJACENT WORK, AND ACCEPT SITE AND EXISTING WORK AS IT EXISTS AT TIME OF COMMENCEMENT OF WORK. VERIFY ALL DIMENSIONS AT THE SITE.
 - G6 ALL CODES AND STANDARDS REFERRED TO IN THE GENERAL NOTES ARE LATEST EDITIONS AVAILABLE DURING THE DESIGN AND CONSTRUCTION PERIODS.
 - SD1 SUBMIT SHOP DRAWINGS FOR REVIEW PRIOR TO FABRICATION.
 - SD2 ALL METAL FABRICATION SHOP DRAWINGS SHALL BEAR THE SEAL OF AN ENGINEER REGISTERED IN THE PROVINCE OF MANITOBA.
 - SD3 CONTRACT DRAWINGS ARE NOT TO BE MECHANICALLY OR ELECTRONICALLY REPRODUCED AND USED AS SHOP DRAWINGS.
 - SD4 FAXED OR EMILED SHOP DRAWINGS WILL NOT BE ACCEPTED. STRUCTURAL STEEL
 - S1 ALL STRUCTURAL STEEL TO BE CAN/CSA-G40.21 GRADE 350W (50W) AND CONFORM TO CAN/CSA-S16.1.
 - S2 STRUCTURAL STEEL SUPPLIER TO PROVIDE ALL TEMPORARY BRACING AND BRACING REQUIRED UNTIL PERMANENT LATERAL CONNECTIONS ARE MADE.
 - S3 STRUCTURAL STEEL SUPPLIER SHALL DESIGN AND PROVIDE ALL NECESSARY HARDWARE FOR CONNECTIONS IN ACCORDANCE WITH CAN/CSA-S-16.1.
 - S4 ALL WELDING TO BE DONE BY QUALIFIED WELDERS, IN ACCORDANCE WITH CSA W47.1 AND W59.
- SAFETY ANCHORS**
- 1 ANCHOR CONFORMS WITH THE REQUIREMENTS OF CSA Z91-M90.
 - 2 HSS FOR ANCHORS SHALL BE OF GRADE ASTM 500C.
 - 3 STEEL PLATE FOR ANCHORS SHALL BE GRADE A4W.
 - 4 THE WELDING SHALL CONFORM WITH CSA W59 AND CSA W47-1.

no.	description	issued for	by	date
1	SAFETY ANCHOR PLAN	FOR PERMIT	W. ENGINEERING LTD.	APRIL / 2004
2	SAFETY ANCHOR DETAILS	FOR PERMIT	W. ENGINEERING LTD.	APRIL / 2004
3	SAFETY ANCHOR SUPPORTS	FOR PERMIT	W. ENGINEERING LTD.	APRIL / 2004
4	GENERAL NOTES	FOR PERMIT	W. ENGINEERING LTD.	APRIL / 2004

project: GREENDELL COMMUNITY CLUB
 title: SAFETY ANCHOR PLAN
 client: WINNIPEG, MANITOBA
 consultant: W. ENGINEERING LTD.
 address: 102 - 611 CANTON AVENUE, WINNIPEG, MANITOBA, CANADA
 phone: (204) 943-4425, (204) 942-2221
 fax: (204) 943-4425

