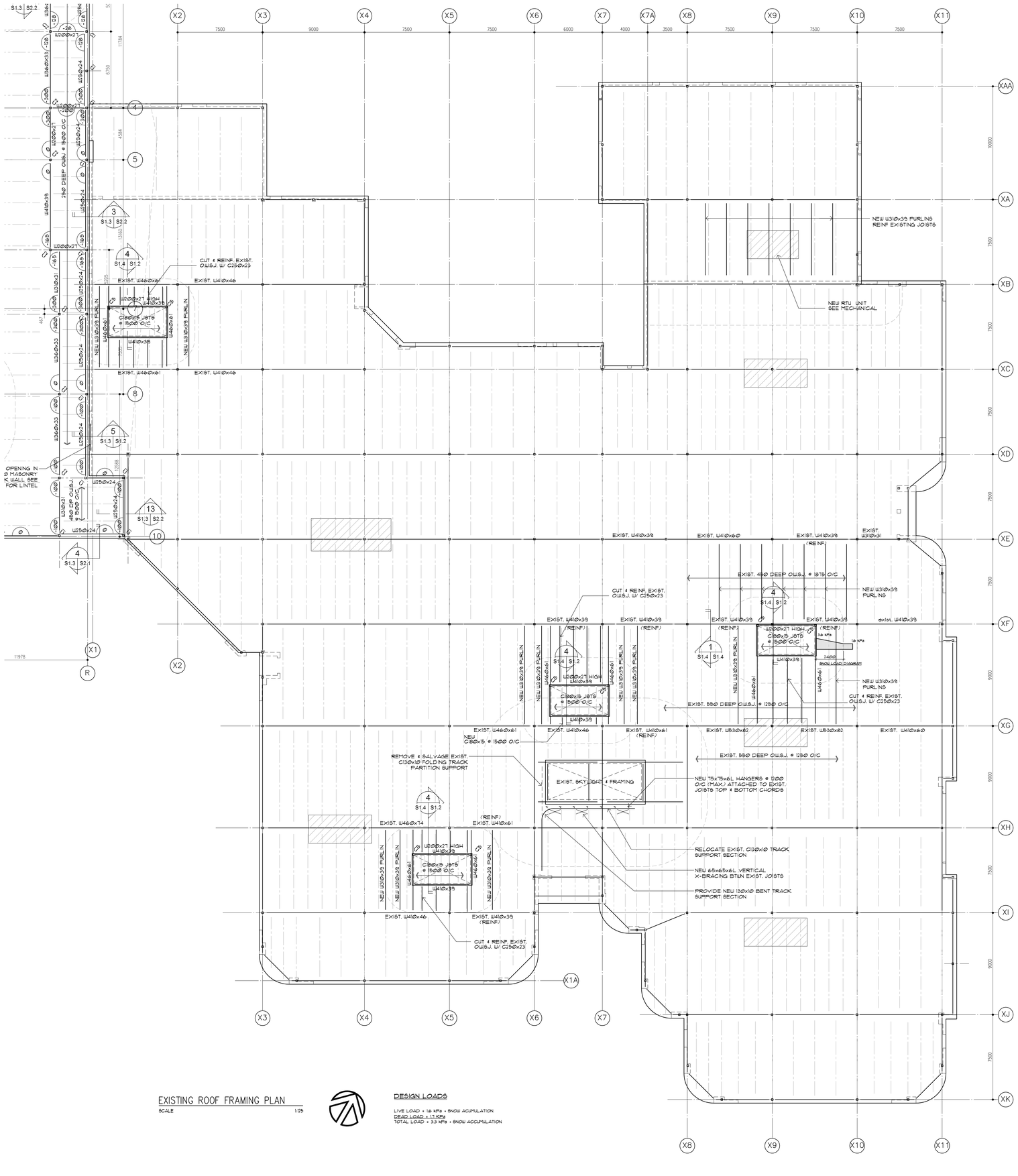

EXISTING ROOF FRAMING PLAN

SCALE 1:125

DESIGN LOADS

LIVE LOAD = 1.6 kPa + SNOW ACUMULATION
DEAD LOAD = 1.7 kPa
TOTAL LOAD = 3.3 kPa + SNOW ACCUMULATION

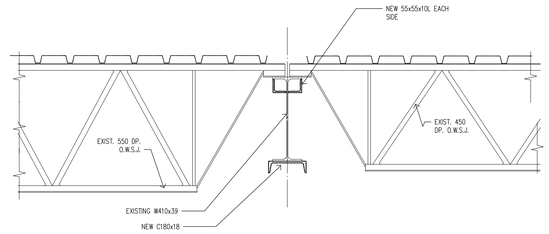

1 S1.4 BEAM REINF SECTION 1:10

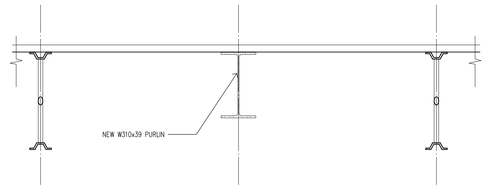

2 S1.4 PURLIN SECTION 1:10

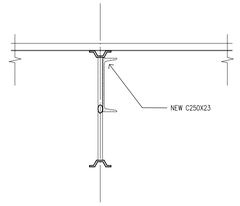

3 S1.4 JSTS REINF SECTION 1:10

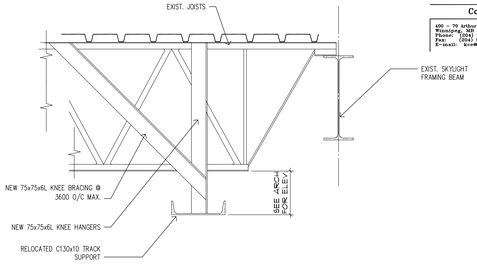

4 S1.4 TRACK SUPPORT SECTION 1:10

APEGM
Certificate of Authorization
Kowalchuk Consulting Engineers Ltd.
No. 1777 Expiry: April 30, 2005

Friesen Tokar Architects
200 - 2033 Portage Avenue
Winnipeg, Canada R3J 0K8
Tel. 204.885.9323
Fax. 204.837.7235

DRAWN BY: CML
CHECKED BY: DP
DATE: 01/28/04
PROJECT NO: 03135
FILE / PATH:

ISSUES
- ISSUED FOR TENDER MAY 14, 2004

REVISIONS

SUBCONSULTANT:

Kowalchuk
Consulting Engineers Ltd.
400 - 70 Arthur Street
Winnipeg, MB R3B 1G7
Phone: (204) 942-0050
Fax: (204) 942-1924
E-mail: kcw@kcc.ca

SEALS

Drawings and specifications, as instruments of service are the property of the architect, the copyright in the same being reserved to him. No reproduction may be made without the permission of the architect and when made, must bear his name. All prints to be returned to the architect. The contractor shall verify dimensions and data noted herein with conditions on the site and is held responsible for reporting any discrepancy to the architect for adjustment. This drawing shall not be used for building purposes until countersigned by:

CLIENT:

THE CITY OF WINNIPEG

PROJECT TITLE:

OFFICE ADDITION AND RENOVATION
1155 PACIFIC AVENUE
WINNIPEG, MANITOBA

FRIESEN TOKAR ARCHITECTS

CONTENTS

EXISTING BUILDING
ROOF FRAMING PLAN
SCHEDULES AND DETAILS

DRAWING

S1.4