
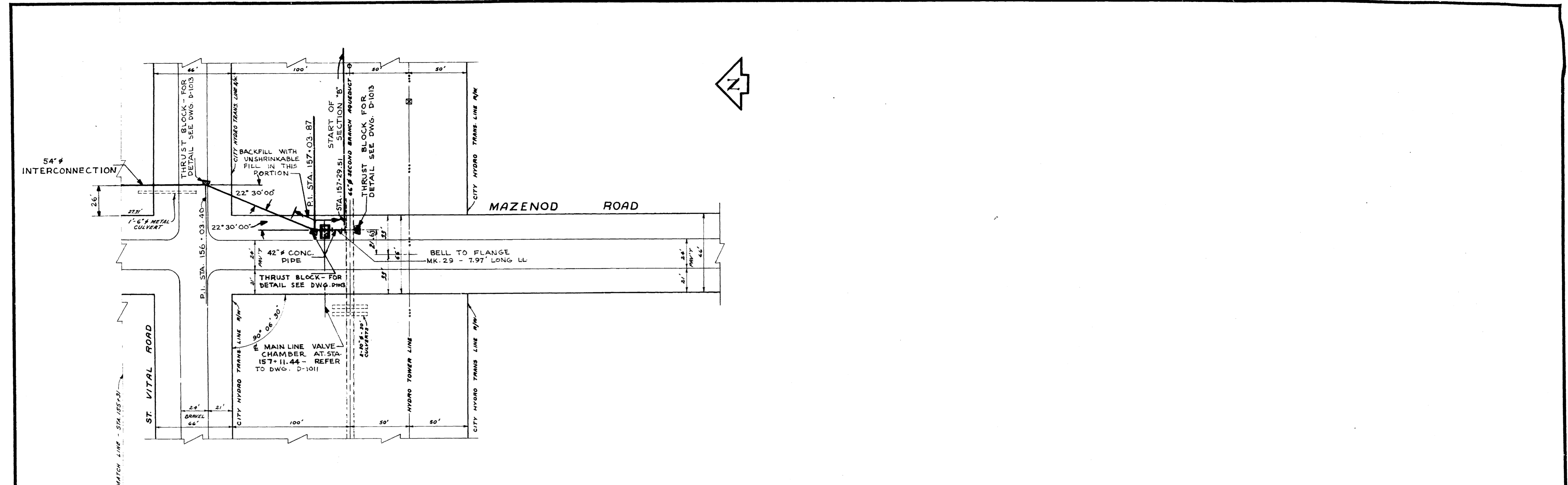



D SIZE 22" x 34" (559mm x 864mm)

D-1010



As BUILT... Dec. 11, 1963
W. J. Mackey



REVISIONS			
NO.	DESCRIPTION	DATE	BY
1	AS BUILT	15 NOV 63	AC
2			
3			
4			
5			
6			
7			
8			

THE METROPOLITAN CORPORATION OF GREATER WINNIPEG
WATERWORKS & WASTE DISPOSAL DIVISION
 WATERWORKS BRANCH

54" Ø AQUEDUCT INTERCONNECTION
 PLAN & PROFILE
 STA. 155+31 TO STA. 157+28.44

APPROVED BY: *W. J. Mackey*
 DESIGNED BY: *A.M.*
 DRAWN BY: *W.D. & G.*
 CHIEF ENGINEER

CHECKED BY: *G.E.A.*
 DATE: **16 OCT. 62**
 SCALE: HORIZ. 1" = 40' VERT. 1" = 4'

DRAWING NO. **D-1010**

BID OPPORTUNITY 215-2004

UMA FILE NAME: OVERALL_RX.DWG 2004-04-23 1:27pm WJd

LOCATION APPROVED
 UNDERGROUND STRUCTURES

SUPR. U/G STRUCTURES DATE COMMITTEE

NOTE:
 LOCATION OF UNDERGROUND STRUCTURES AS SHOWN ARE BASED ON THE BEST INFORMATION AVAILABLE. BUT NO GUARANTEE IS GIVEN THAT ALL EXISTING UTILITIES ARE SHOWN OR THAT THE GIVEN LOCATIONS ARE EXACT. CONFIRMATION OF EXISTENCE AND EXACT LOCATION OF ALL SERVICES MUST BE OBTAINED FROM THE INDIVIDUAL UTILITIES BEFORE PROCEEDING WITH CONSTRUCTION.

NO.	REVISIONS	YYMMDD	BY

uma
 www.umagroup.com
 2004 UMA ENGINEERING LTD. ALL RIGHTS RESERVED.

DESIGNED BY: **MGM**
 DRAWN BY: **WJd**
 HOR. SCALE: 1:500
 VERT. SCALE: 1:50

CHECKED BY:
 APPROVED BY:
 RELEASED FOR CONSTRUCTION:
 DATE:

PROFESSIONAL'S SEAL
 CONSULTANT DRAWING NO. **D265-182-00**

THE CITY OF WINNIPEG
 Winnipeg

BRANCH II AQUEDUCT INTERCONNECTOR - VALVE CHAMBER

HISTORICAL DRAWING (FOR INFORMATION ONLY)

SHEET OF
 CITY DRAWING NUMBER **D-1010**