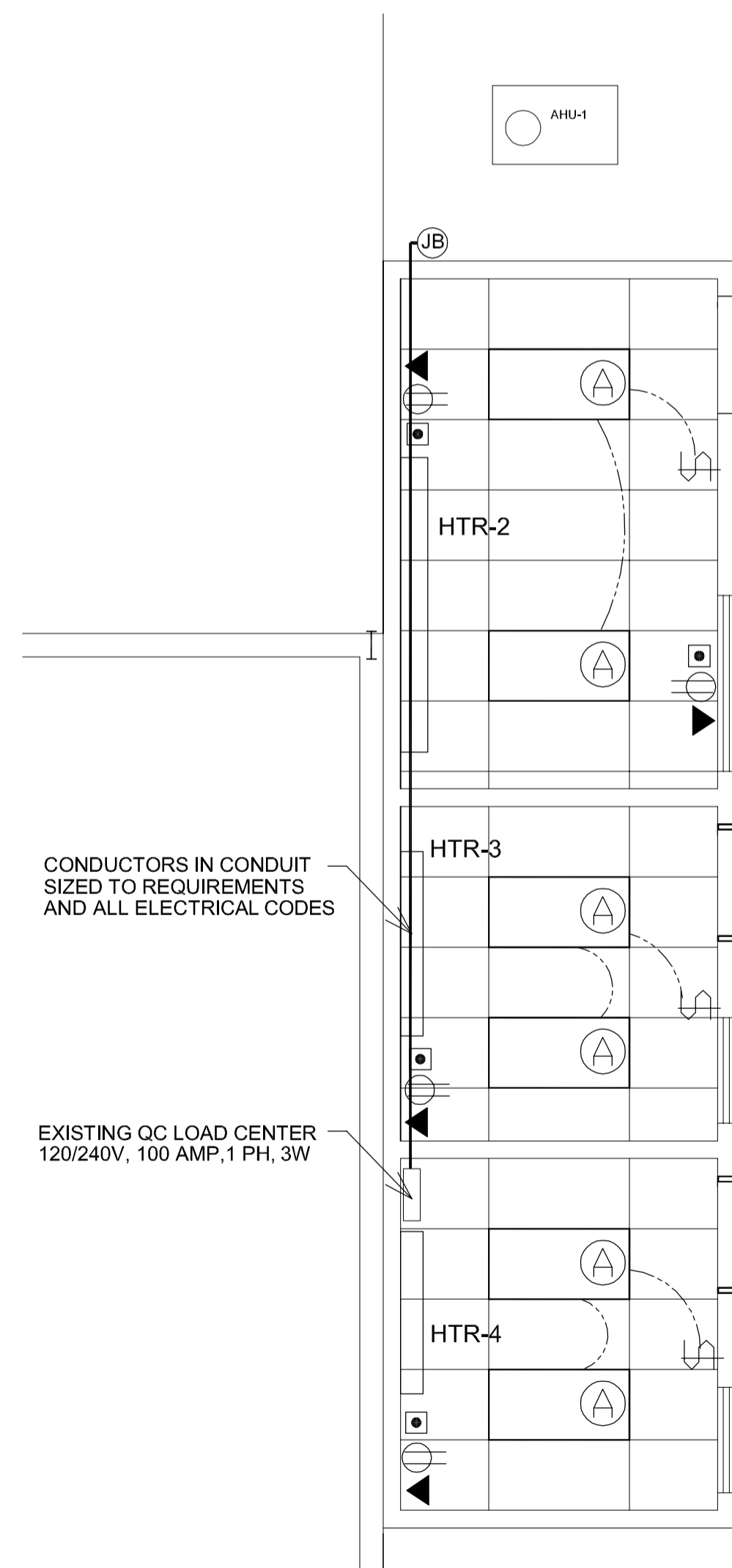
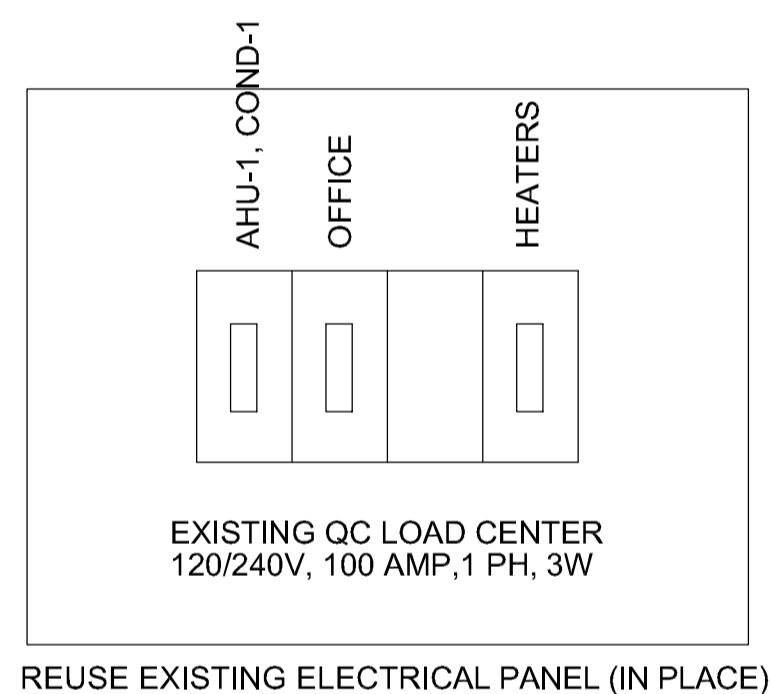


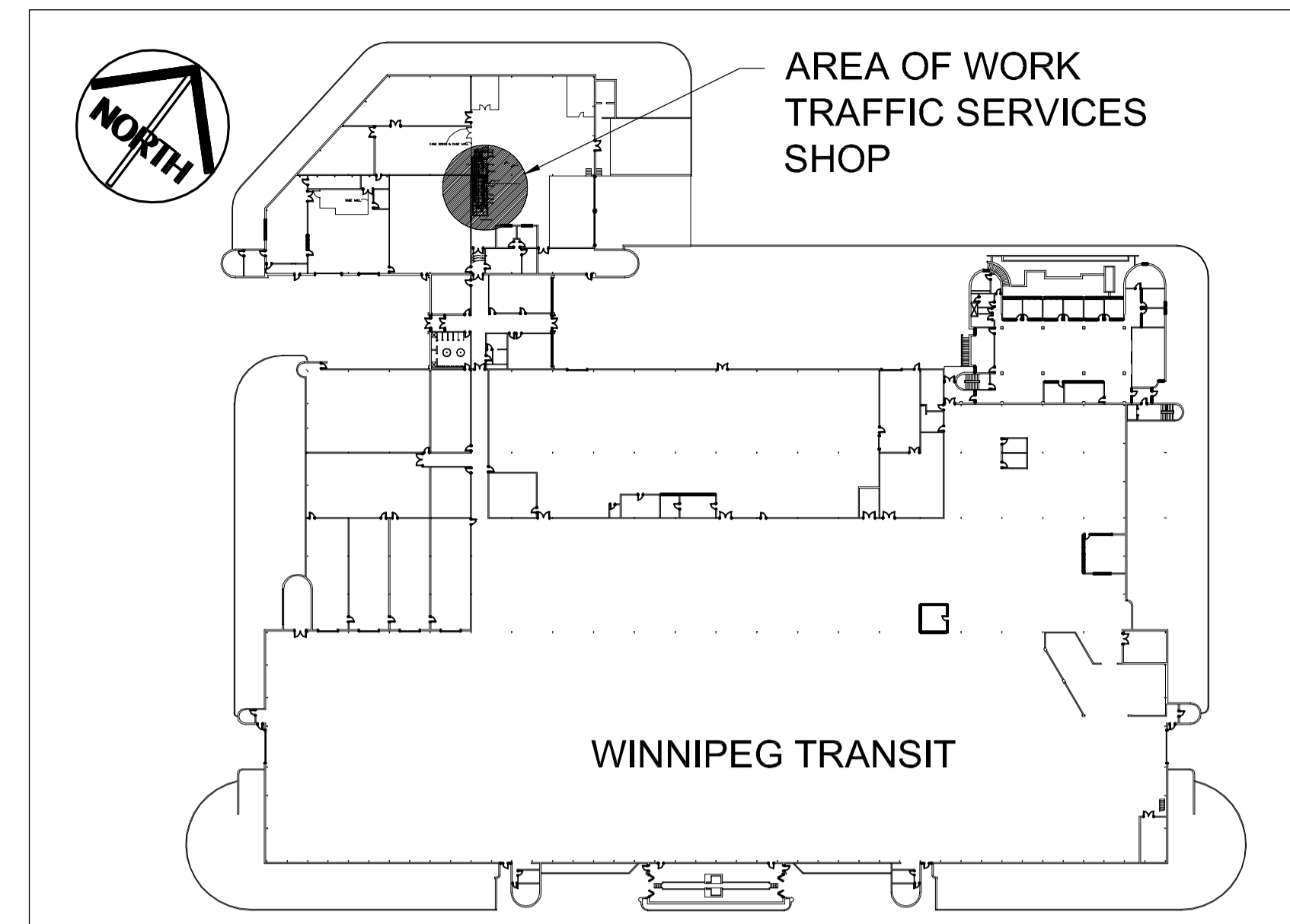
**OFFICE ELEVATION**  
SCALE: 1/4"=1'-0"



**ELECTRICAL LAYOUT**  
SCALE: 1/4"=1'-0"



**OFFICE DISTRIBUTION PANEL**  
SCALE: N.T.S.



**KEY PLAN**  
N.T.S.

**EQUIPMENT LIST**

- COND-1 SEE SHEET M-1.
- AHU-1 SEE SHEET M-1.
- HTR-1 SEE SHEET M-1.
- HTR-2 SEE SHEET M-1.
- HTR-3 SEE SHEET M-1.
- HTR-4 SEE SHEET M-1.
- (A) LIGHT FIXTURES (SUPPLY & INSTALL) CFI, AA448-34704VB, 4XF32 T8, 2X4 4 LAMPLAY IN T-BAR FLOUR. c/w ELECTRONIC BALLAST
- ◀ TELEPHONE OUTLET (SUPPLY & INSTALL)
- ⊕ ELECTRICAL RECEPTACLE (SUPPLY & INSTALL)
- DATA TYPE TO BE SAME AS SITE (SUPPLY & INSTALL)

**NOTES :**

1. ALL INSTALLATIONS OF HEATING/ COOLING EQUIPMENT INCLUDING PROVISIONS FOR MOUNTING CLEARANCES AND AIR SUPPLY SHALL CONFORM TO APPROPRIATE MANUFACTURERS INSTALLATION MANUAL, BUILDING CODES AND STANDARDS.
2. ALL ELECTRICAL OUTLETS TO BE MOUNTED 18" ABOVE FINISHED FLOOR.
3. CONTRACTOR TO PATCH, FILL, AND MAKE GOOD ALL AREAS WHERE NEW WORK HAS OCCURRED IN EXISTING BUILDING. MAINTAIN INTEGRITY OF ALL BUILDING ASSEMBLIES, VAPOR BARRIER, INSULATION AND CAULKING.
4. THE PLANS ARE CONSIDERED "DIAGRAMMATIC ONLY" AND THE ENGINEER RESERVES THE RIGHT TO CHANGE THE LOCATION OF EQUIPMENT, SWITCHES, OUTLETS & OTHER DEVICES TO WITHIN 10' OF WHERE THEY SHOWN, PROVIDED SUCH CHANGES ARE MADE PRIOR TO INSTALLATION.
5. ALL WORK SHALL COMPLY WITH THE LATEST EDITION OF THE MANITOBA ELECTRICAL CODE.
6. THE CONTACTOR SHALL SITE CHECK ALL DIMENSIONS AND SHALL SATISFY HIMSELF THAT DETAILS SHOWN ARE CORRECT.

**SHEET INDEX**

- A-1 PLAN VIEW, ELEVATIONS AND SCHEDULES
- E-1 ELECTRICAL LAYOUT
- M-1 MECHANICAL LAYOUT

ORIGINAL STAMPED BY: DOUG PALEY, P. ENG.  
DATE: JULY 6, 2004

NO.	REVISION/DESCRIPTION	BY	DATE
SEALS			

DRAWN BY: mbd  
DATE: 2004.05.27  
CHECKED BY: USER APPROVAL  
APPROVED

CITY OF WINNIPEG  
PLANNING, PROPERTY & DEVELOPMENT DEPARTMENT  
CIVIC ACCOMMODATIONS DIVISION  
300 - 65 GARRY ST. R3C 4K4

PROJECT  
TRAFFIC SERVICES SHOP  
NEW OFFICES FOR FOREMAN

421 OSBORNE STREET

SHEET TITLE

ELECTRICAL LAYOUT

SCALE AS NOTED  
PROJECT NO. 2004-035  
SHEET NO. E-1