




PLAN
 0 2.5 5 7.5 m SCALE 1:250

LEGEND
 [Symbol] TREE TO BE REMOVED

BID OPPORTUNITY NO. 389-2004

<p>LOCATION APPROVED UNDERGROUND STRUCTURES</p> <p>SUPR. U/G STRUCTURES DATE COMMITTEE</p> <p>NOTE: LOCATION OF UNDERGROUND STRUCTURES AS SHOWN ARE BASED ON THE BEST INFORMATION AVAILABLE, BUT NO GUARANTEE IS GIVEN THAT ALL EXISTING UTILITIES ARE SHOWN OR THAT THE GIVEN LOCATIONS ARE EXACT. CONFIRMATION OF EXISTENCE AND EXACT LOCATION OF ALL SERVICES MUST BE OBTAINED FROM THE INDIVIDUAL UTILITIES BEFORE PROCEEDING WITH CONSTRUCTION.</p>		 www.umagroup.com 2004 UMA ENGINEERING LTD. ALL RIGHTS RESERVED.		 J.E. TALLON REGISTERED PROFESSIONAL ENGINEER		 THE CITY OF WINNIPEG WATER AND WASTE DEPARTMENT SECONDARY DIKE 265, 271 & 275 SCOTIA ST at TAIT AVE PLAN EXISTING CONDITIONS AND MISCELLANEOUS SITE WORKS																			
<table border="1" style="width: 100%; border-collapse: collapse;"> <thead> <tr> <th>DESIGNED BY</th> <td>JET</td> <th>CHECKED BY</th> <td>JET</td> </tr> <tr> <th>DRAWN BY</th> <td>LJV/MLH</td> <th>APPROVED BY</th> <td></td> </tr> </thead> <tbody> <tr> <td colspan="2">HOR. SCALE 1:250</td> <td colspan="2">RELEASED FOR CONSTRUCTION</td> </tr> <tr> <td colspan="2">VERT. SCALE</td> <td colspan="2"></td> </tr> <tr> <td colspan="2">DATE</td> <td colspan="2">DATE</td> </tr> </tbody> </table>		DESIGNED BY	JET	CHECKED BY	JET	DRAWN BY	LJV/MLH	APPROVED BY		HOR. SCALE 1:250		RELEASED FOR CONSTRUCTION		VERT. SCALE				DATE		DATE		CONSULTANT DRAWING NO. D265-361-01		SHEET 2 OF 3 CITY DRAWING NUMBER LD-3030 REV B	
DESIGNED BY	JET	CHECKED BY	JET																						
DRAWN BY	LJV/MLH	APPROVED BY																							
HOR. SCALE 1:250		RELEASED FOR CONSTRUCTION																							
VERT. SCALE																									
DATE		DATE																							