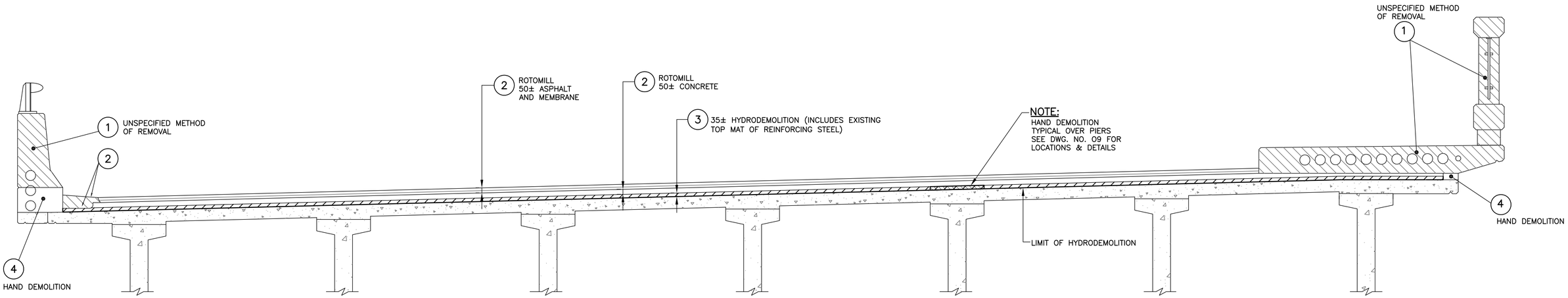

PROPOSED REMOVAL SEQUENCE OF EXISTING CONCRETE BRIDGE DECK

1: 20

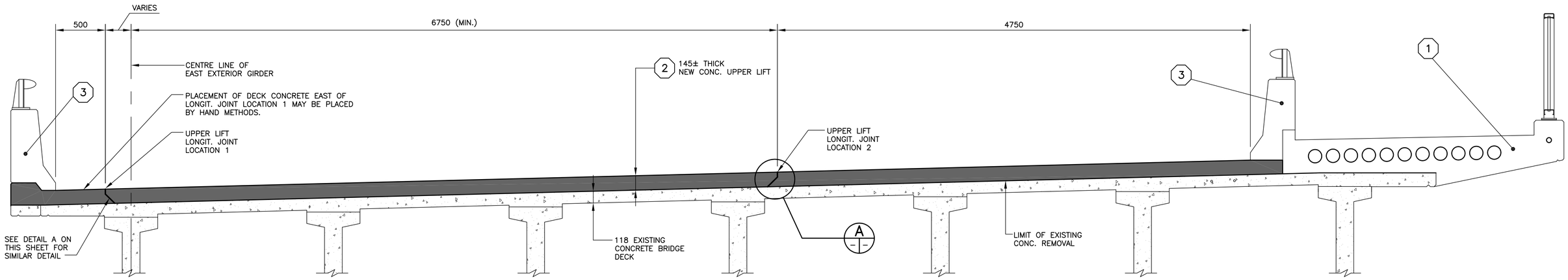

PROPOSED PLACING SEQUENCE OF NEW CONCRETE OVER EXISTING CONCRETE BRIDGE DECK

1: 20

LEGEND

- ○ – PROPOSED REMOVAL SEQUENCE
- ⯃ – PROPOSED PLACING SEQUENCE

NOTES

1. FOR REMOVAL OF EXISTING CONCRETE DECK OVER PIER LOCATIONS SEE SHEET NO. 10
2. FOR EXISTING REINFORCEMENT TO REMAIN DURING REMOVAL SEE SHEET NO. 09
3. FOR NEW REINFORCING ON NEW CONCRETE PLACEMENT SEE SHEET NO. 12 & 13
4. FOR EXISTING HYDRO DUCTS REPLACEMENT SEE SHEET NO. 08

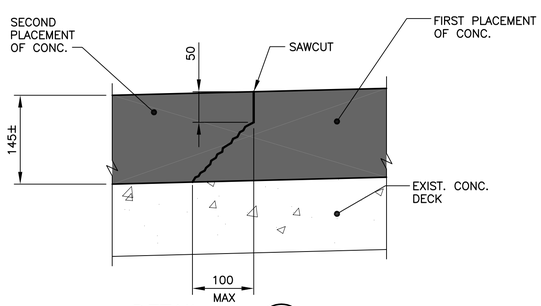

DETAIL A

1: 5

NO.	REVISIONS	DATE	BY
2	ISSUED FOR TENDER	01/31/05	NBG
1	ISSUED FOR CITY REVIEW	12/17/04	RAW

B.M. ELEV.

DESIGNED BY R.A.W.
DRAWN BY N.B.G. / K.C.
CHECKED BY R.A.W.
APPROVED BY
HOR. SCALE AS NOTED
VERTICAL
DATE DEC. 2004

DILLON CONSULTING

RELEASED FOR CONSTRUCTION
DATE

ENGINEER'S SEAL
PROVINCE OF MANITOBA
R. A. WIEBE
REGISTERED PROFESSIONAL ENGINEER

CONSULTANT PROJECT NO. 04-3021-2000

Winnipeg
THE CITY OF WINNIPEG
PUBLIC WORKS DEPARTMENT

MARYLAND TWIN BRIDGES REHABILITATION PROJECT
WEST BRIDGE REHABILITATION

CITY DRAWING NUMBER B108-05-11
SHEET 11 OF 33

REMOVAL AND PLACING SEQUENCE OF CONCRETE BRIDGE DECK