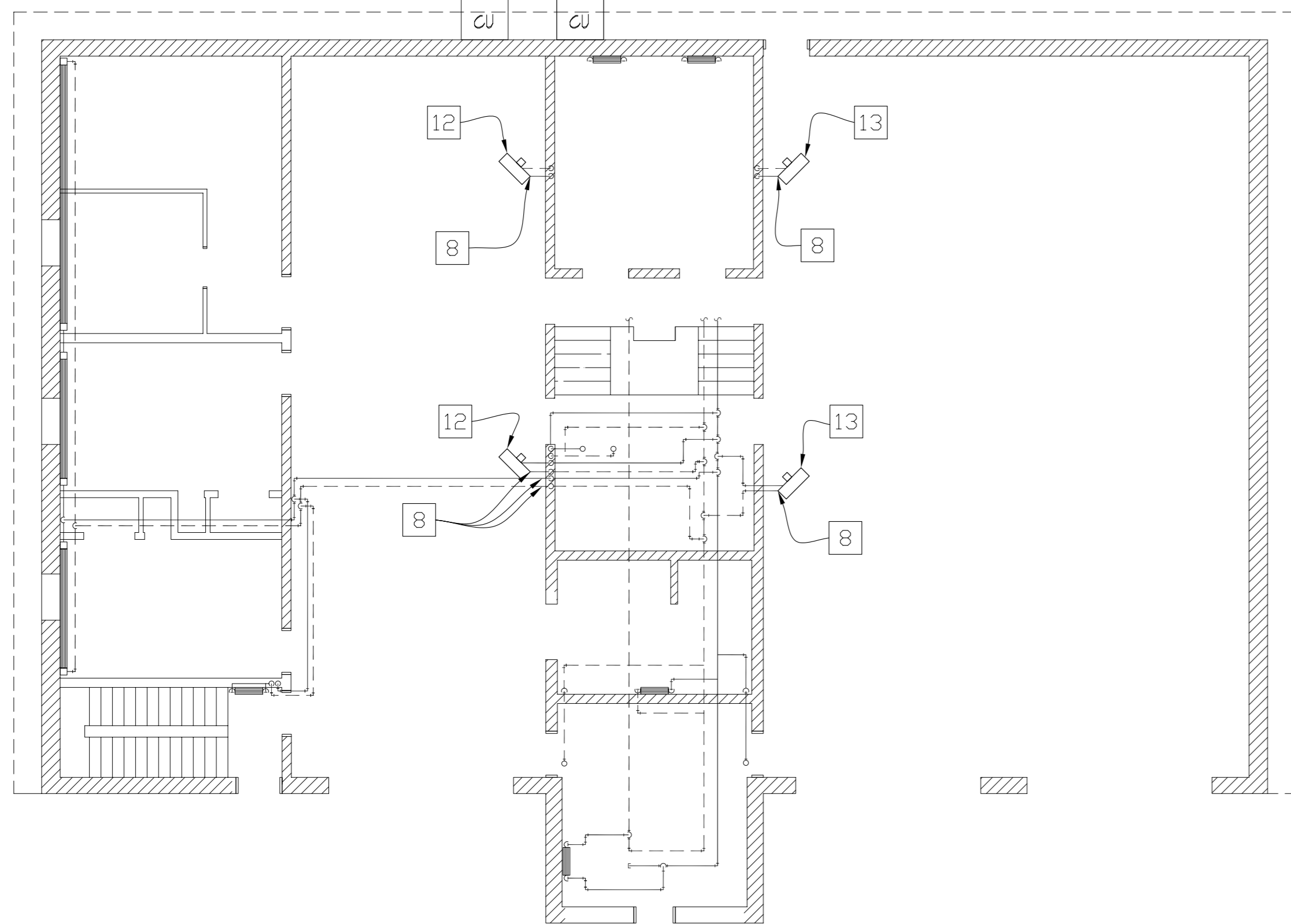
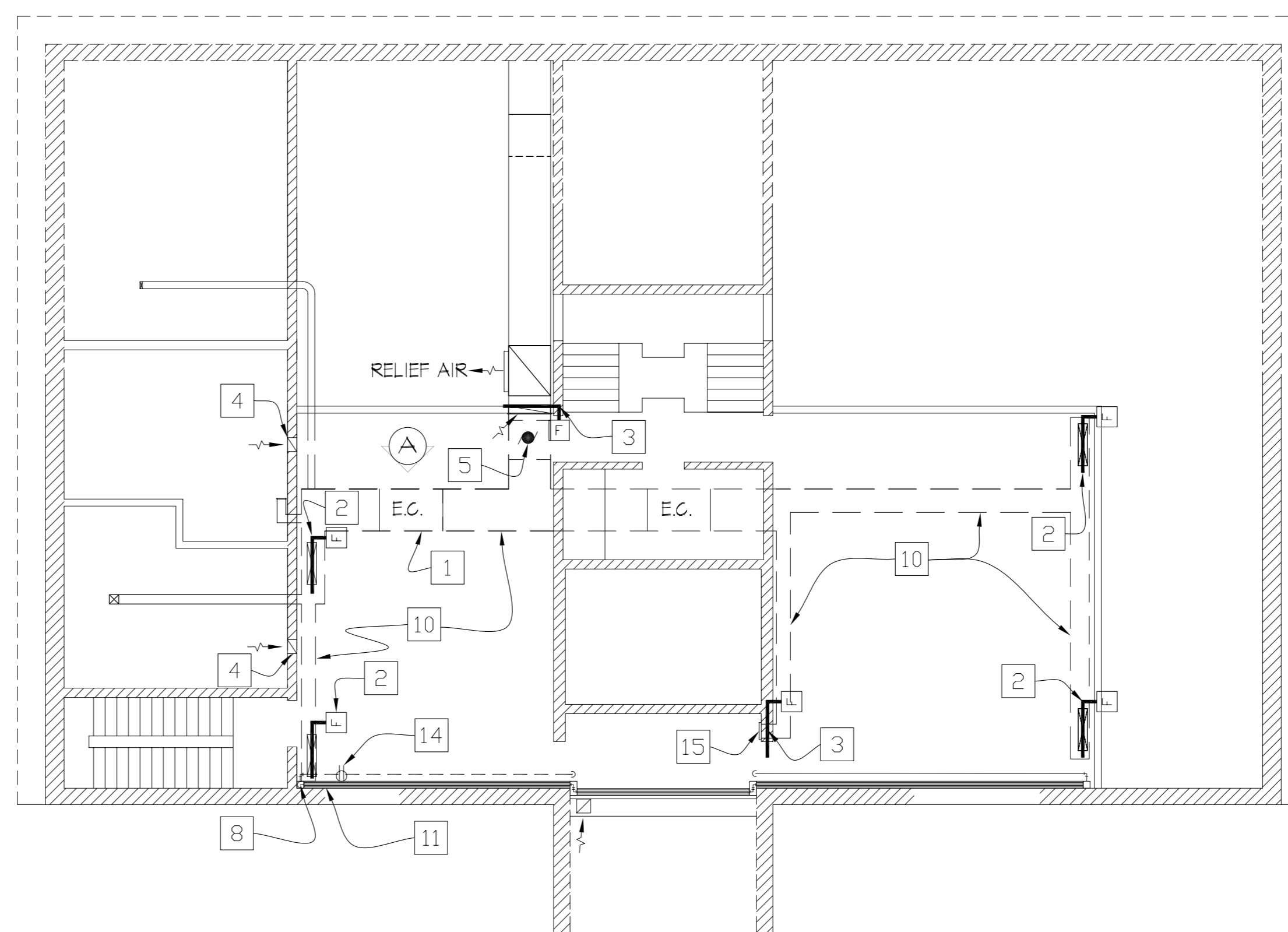


EXISTING CONDENSING UNIT TO REMAIN



GROUND FLOOR PLAN - MECHANICAL RENOVATION  
SCALE: 1/8"=1'-0"

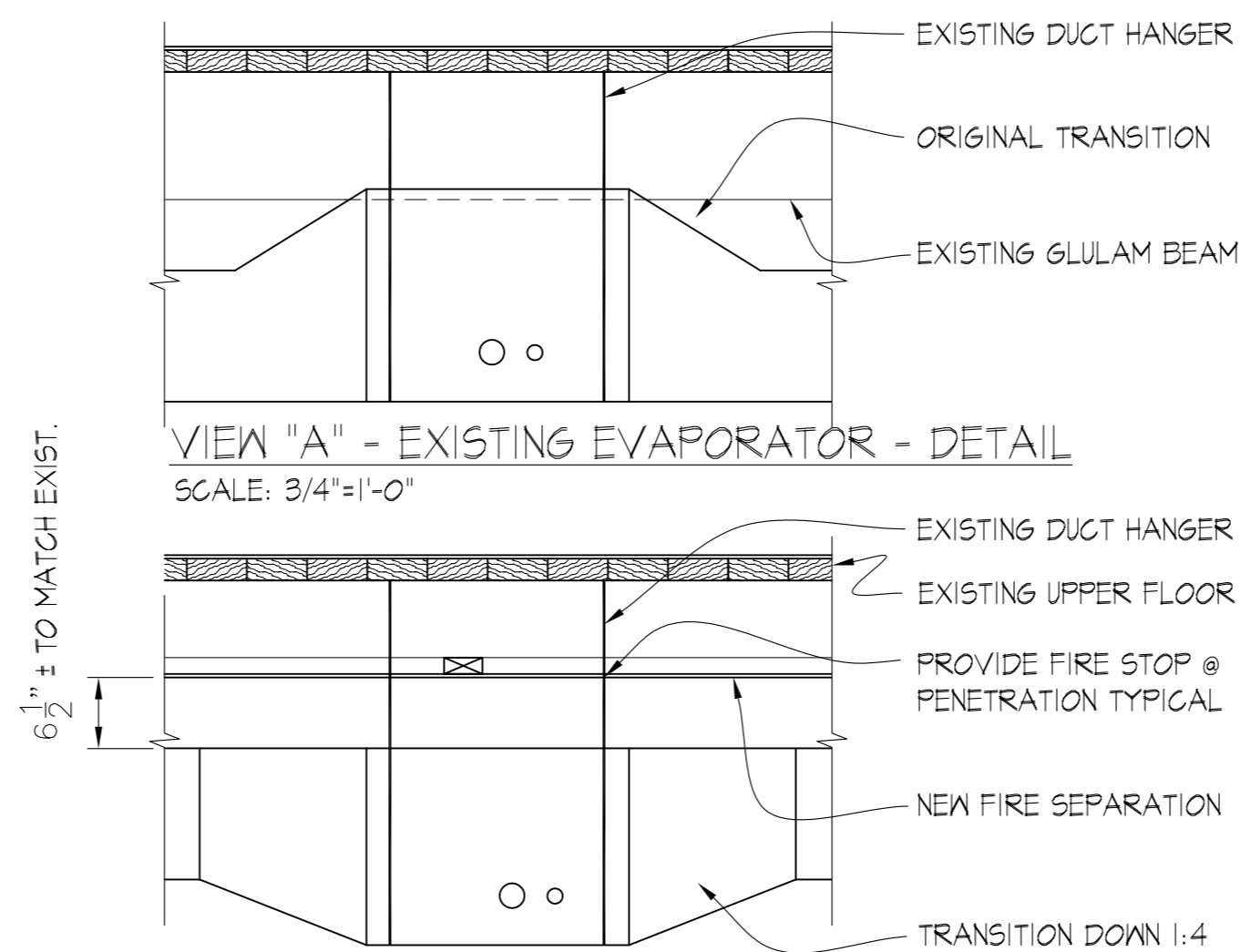


UPPER FLOOR PLAN - MECHANICAL RENOVATION  
SCALE: 1/8"=1'-0"

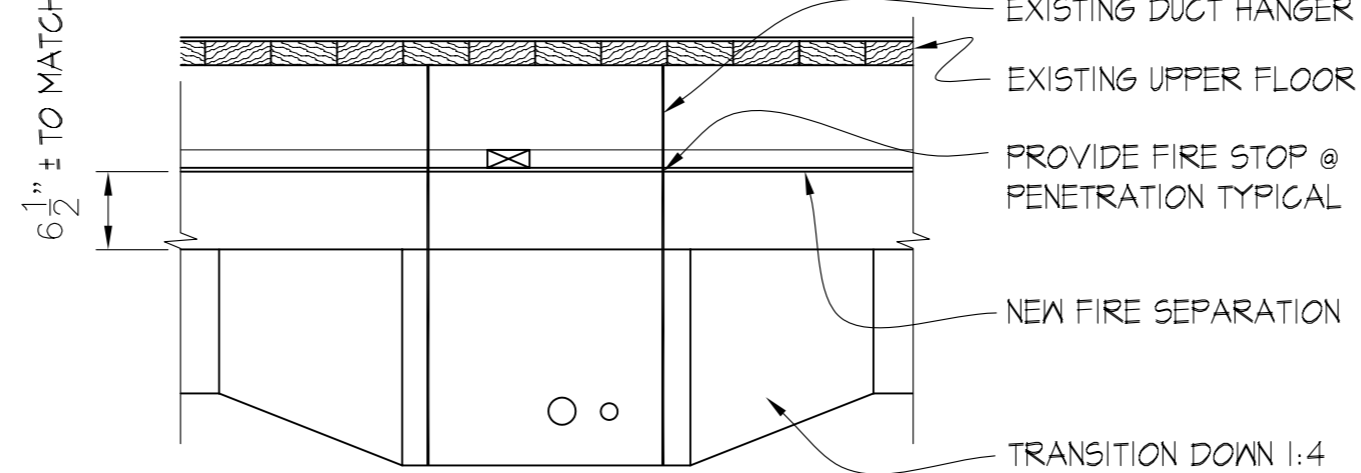
- NOTES :**
1. FLUSH SYSTEM WITH RYDLYME DESCALER BEFORE STARTING UP BOILER.
  2. ALL WORK SHALL BE DONE IN ACCORDANCE TO ALL APPLICABLE CODES. (SEE DWG. M-3)

**RENOVATION NOTES**

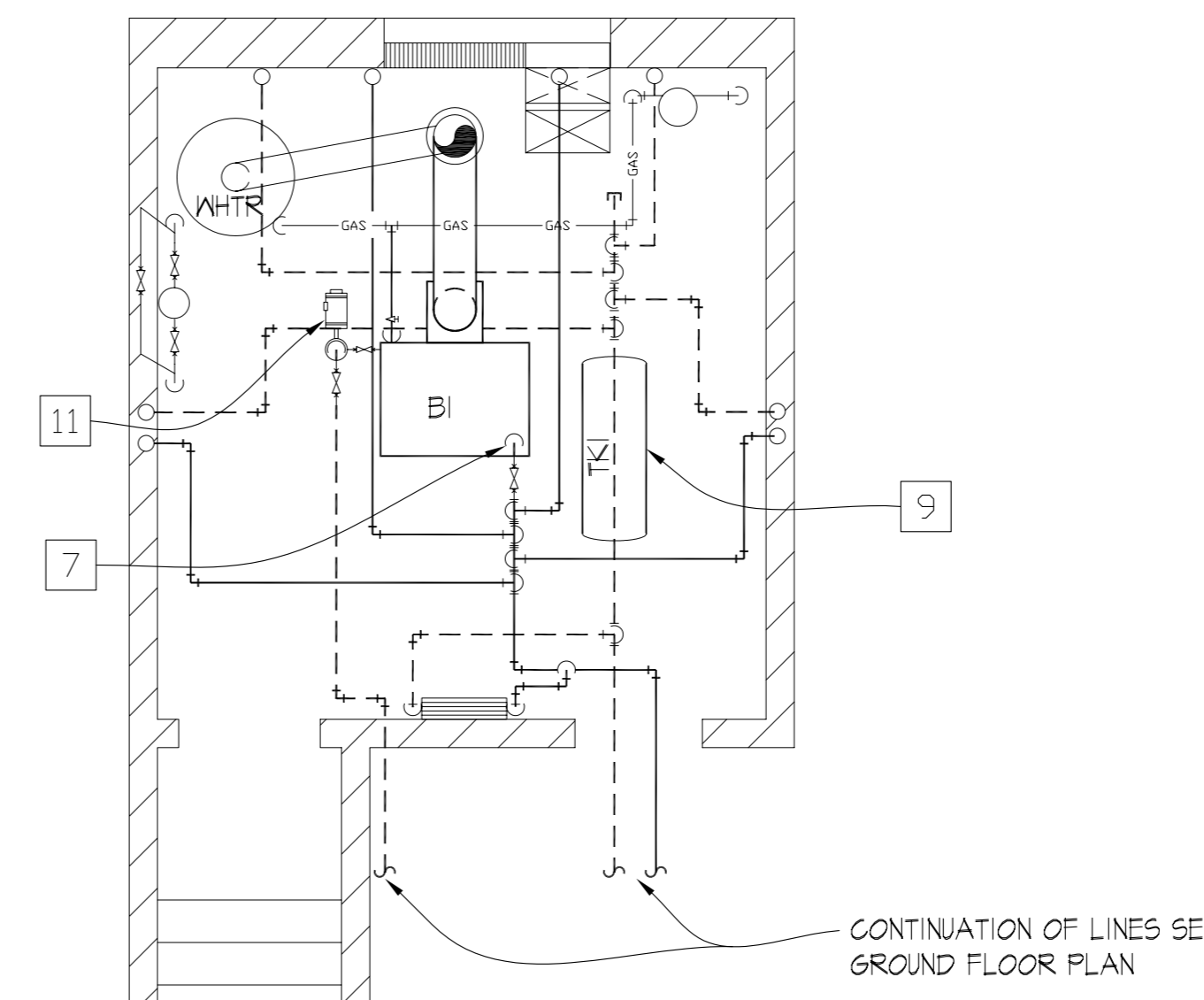
- |  |  |
|--|--|
| <p>1 CHANGE DUCT CONNECTIONS TO EVAPORATOR COIL HOUSING AS PER VIEW "A". RE-CONNECT LINES &amp; ENSURE UNIT OPERATES AS PER MECHANICAL SPEC. DRAWING M-3.</p> <p>2 SUPPLY AND INSTALL TYPE "B" FIRE DAMPERS. VERT. CLOSE</p> <p>3 SUPPLY AND INSTALL TYPE "B" FIRE DAMPERS. HORIZ. CLOSE</p> <p>4 SUPPLY AND INSTALL 12"x12" E.H. PRICE 80-FR POWDER WHITE GRILLE.</p> <p>5 SUPPLY AND INSTALL NEW VIBRATION DAMPENING CEILING MOUNTS.</p> <p>6 SUPPLY AND INSTALL GARRIER CORP. WEATHERMATE SERIES 4-TON AIR CONDITIONING UNIT. MODEL # 38TKB04B (240 VOLTS)</p> <p>7 SUPPLY AND INSTALL 2 1/2" SPIROVENT DIRT STEEL AIR &amp; DIRT SEPARATOR- MALE THREAD. MODEL # VHT250MT</p> <p>8 SUPPLY AND INSTALL VTP050FT 1/2" SPIROTOP QUICK AIR RELEASER</p> <p>9 SUPPLY AND INSTALL NEW H&amp;G HYDRONIC EXPANSION TANK C/M STAND. MODEL # H6TV-90</p> <p>10 RE-INSTALL SALVAGED DUCTING BELOW NEW DRYWALL</p> <p>11 SUPPLY AND INSTALL A NEW CIRCULATING PUMP, 30 G.P.M. @ 14' OF HEAD, 1/2 H.P. 120 V/1Ø</p> | <p>12 SUPPLY &amp; INSTALL NEW UNIT HEATER - 34,000 Btu @ 180° F E.M.T. 20° F DROP - TRANE UH5A0T15B8AAIT0000000</p> <p>13 SUPPLY &amp; INSTALL NEW UNIT HEATER - 45,000 Btu @ 180° F E.M.T. 20° F DROP - TRANE UH5A0P05B8AAIT0000000</p> <p>14 REMOVE &amp; RELOCATE RECEPTACLE AS PER CITY OF WINNIPEG REPRESENTATIVE.</p> <p>15 SUPPLY &amp; INSTALL E.H. PRICE REGISTER 12"x10" 520D/N/L/A/B12</p> |
|--|--|



VIEW "A" - EXISTING EVAPORATOR - DETAIL  
SCALE: 3/4"=1'-0"



VIEW "A" - EVAPORATOR CHANGES - DETAIL  
SCALE: 3/4"=1'-0"



BASEMENT FLOOR PLAN - MECHANICAL RENOVATION  
SCALE: 1/4"=1'-0"

ORIGINAL STAMPED BY: PALEY, DOUG  
DATE: 2005.01.19

NO.	REVISION/DESCRIPTION	BY	DATE
SEALS			

DRAWN BY DNJ CHECKED BY APPROVED  
DATE 2005.01.19 USER APPROVAL

**Winnipeg** CITY OF WINNIPEG  
PLANNING, PROPERTY & DEVELOPMENT DEPARTMENT  
CIVIC ACCOMMODATIONS DIVISION  
300 - 65 GARRY ST. R3C 4K4

PROJECT  
BUILDING CODE UPGRADE  
FIRE STATION #3  
337 DES MEURONS

SHEET TITLE  
RENOVATION  
MECHANICAL

SCALE	PROJECT NO.	SHEET NO.
AS NOTED	2003-200	M-2