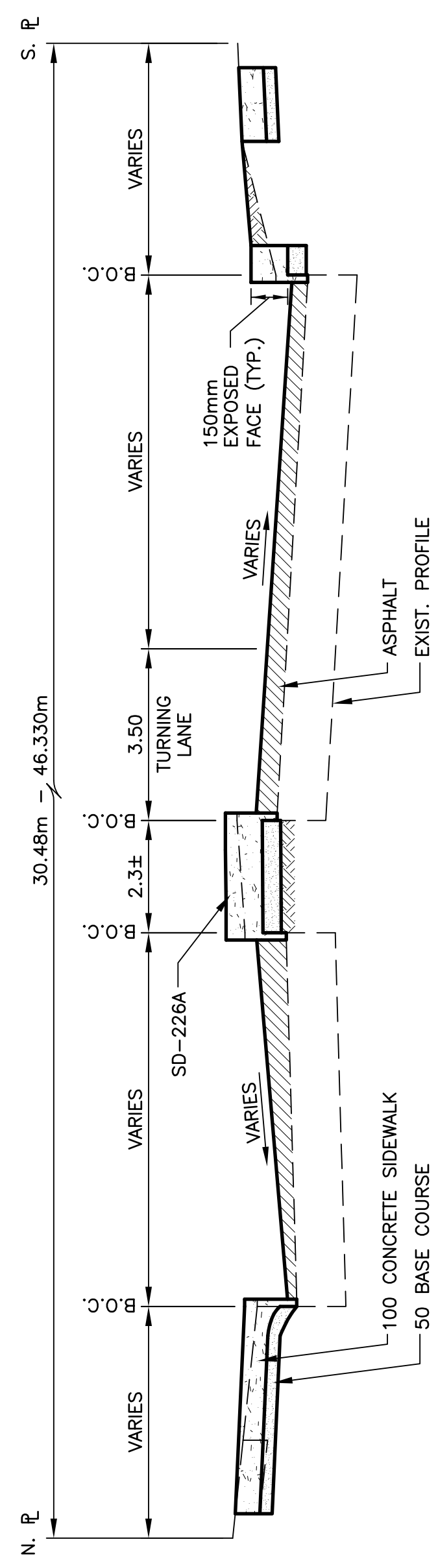


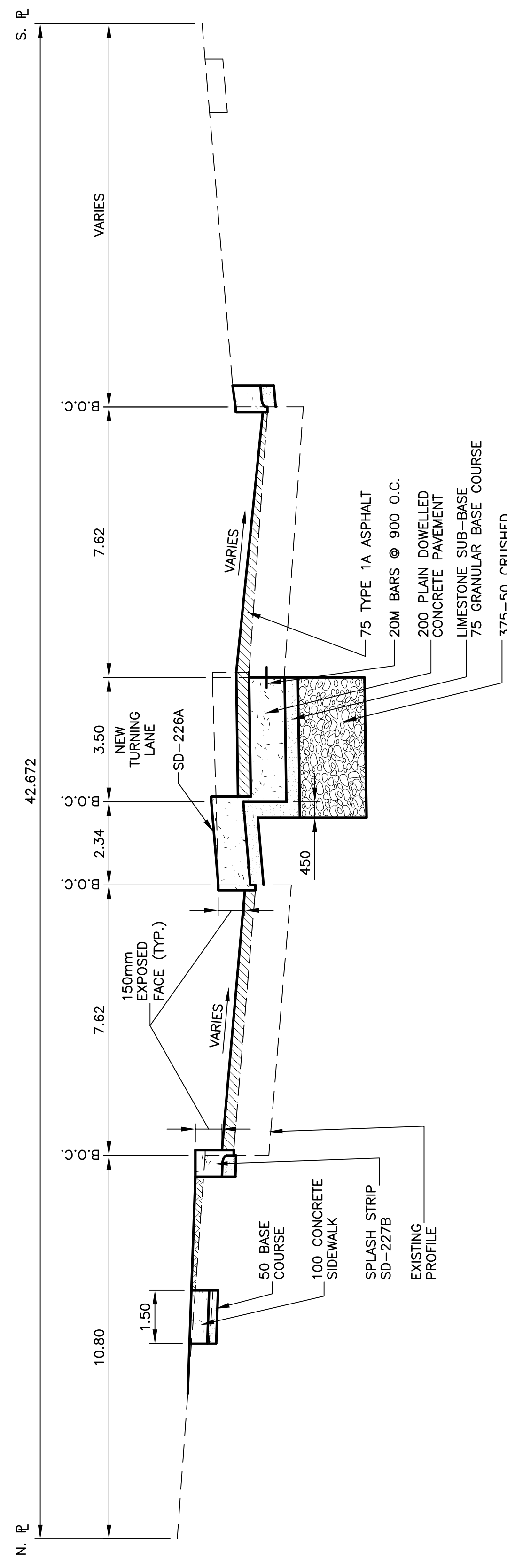
TYPICAL CROSS SECTION—FULL WIDTH MEDIAN

SCALE 1:100 HORIZ.
1:20 VERT.



TYPICAL CROSS SECTION—MONOLITHIC MEDIAN

SCALE 1:100 HORIZ.
1:20 VERT.



TYPICAL CROSS SECTION
NEW TURN LANE CONSTRUCTION (0+850)



SCALE 1:100 HORIZ.
1:20 VERT.

BENCHMARK
Bench Mark is located at the intersection of
2457 Grant Ave. and the top of 0.05M curb, 2.7m from the
S. of C.L. Conc. Pav't. on service rd. on N. side of Grant Ave. &
on C.L. of Conc. Pav't. on Portsmouth Blvd. produced from the S.

B.M. 50-031
ELEV. 233.113m

DESIGNED BY	D. WIEBE
DRAWN BY	A. PORCO
CHECKED BY	D. KRAHN
APPROVED BY	
HOR. SCALE	AS SHOWN
VERTICAL	
DATE	02/13/04

NO.	REVISIONS	DATE	BY
2	ISSUED FOR TENDER	03/26/04	DEW
1	ISSUED FOR REVIEW	03/01/04	TJP



THE CITY OF WINNIPEG
PUBLIC WORKS DEPARTMENT

PAVEMENT REHABILITATION ON
GRANT AVENUE
SHAFESBURY BLVD. TO KENASTON BLVD.
SECTIONS AND DETAILS

CITY DRAWING NUMBER
P-5248-13
SHEET 13 OF 13

CONSULTANT PROJECT NO.
03-2646-2000