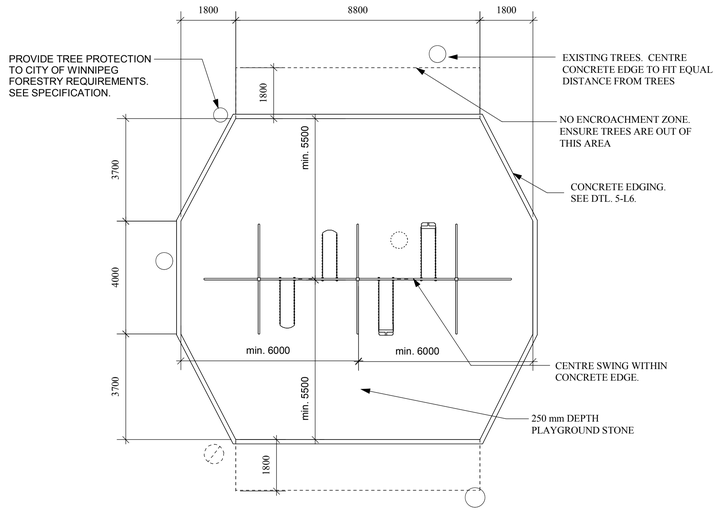

6 / L6 SWING PLAN
Scale: 1:100

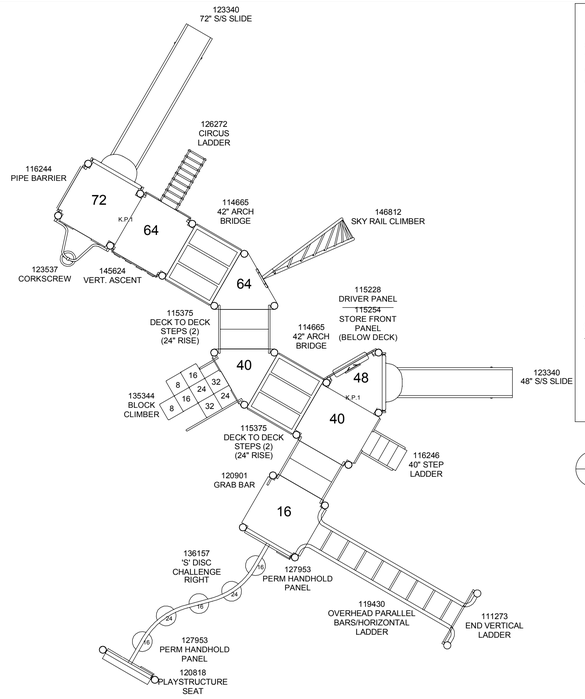

2 / L6 PLAYSTRUCTURE COMPONENT PLAN
Scale: 1:50

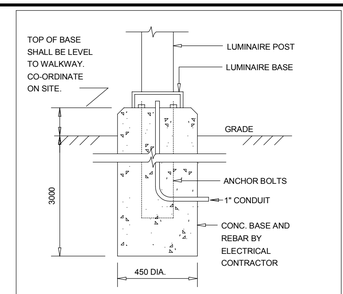

TYPE "A" LIGHT
STANDARD BASE DETAIL

NOTE: NTS

1. TYPE "A" FIXTURE SHALL BE "KIM" CAT. # 1A/AR3/400MH120/DB-P/A-25/VSF-1A C/W 5MR025-BZP AND 400W/MH LAMP. FIXTURE SHALL BE MOUNTED ON 150 mm DIAMETER, 7.62 METRE STEEL POLE, DARK BRONZE FINISH.

8 / L6 LIGHT STANDARD BASE DETAIL
Scale: 1:100

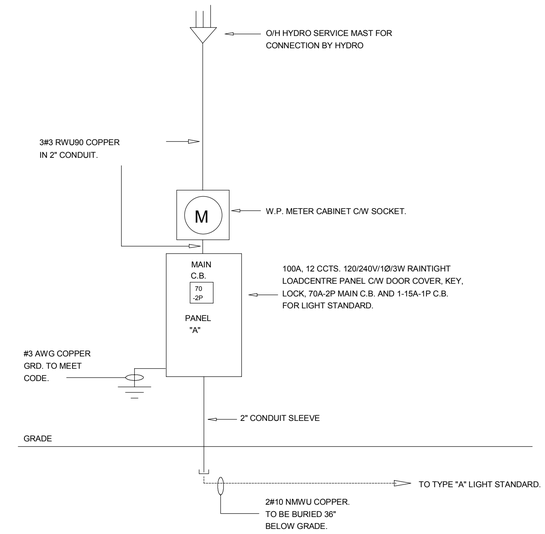

NEW 120/240V/1Ø/3W DISTRIBUTION

NOTES:

1. ELEC. CONTRACTOR SHALL ARRANGE AND CO-ORDINATE WITH MANITOBA HYDRO FOR NEW SERVICE INSTALLATION. THE COMPLETE INSTALLATION SHALL BE TO THE FULL SATISFACTION OF UTILITIES. IN CONTRACT. INCLUDE ALL HYDRO CHARGES
2. ELEC. CONTRACTOR SHALL SUPPLY AND INSTALL SERVICE DIP POLE, MAST, METER AND PANELBOARD FOR HYDRO CONNECTION. PROVIDE MOUNTING BRACKET OF METER CABINET AND PANEL INSTALLATION AS REQUIRED. CONFIRM DIP POLE HEIGHT WITH HYDRO PRIOR TO INSTALLATION.

9 / L6 DISTRIBUTION SCHEMATIC
Scale: 1:100

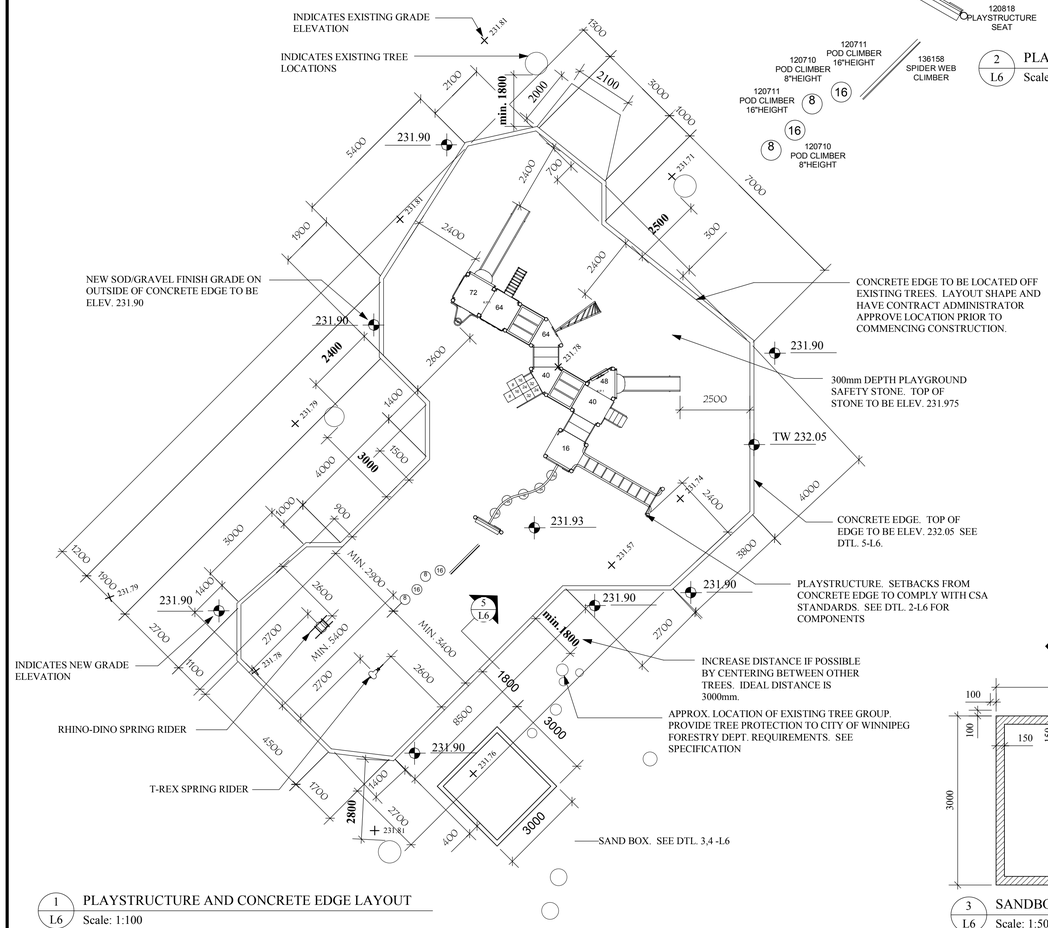

1 / L6 PLAYSTRUCTURE AND CONCRETE EDGE LAYOUT
Scale: 1:100

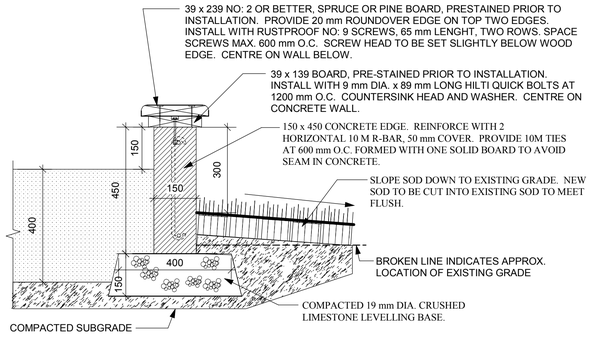

4 / L6 SAND BOX SECTION
Scale: 1:10

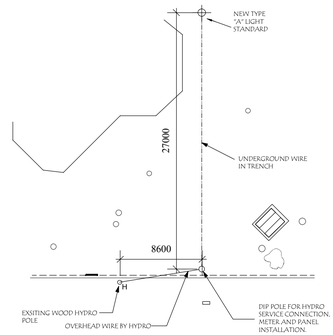

7 / L6 ELECTRICAL/LIGHTING PLAN
Scale: 1:300

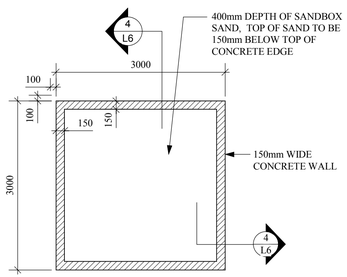

3 / L6 SANDBOX PLAN
Scale: 1:50

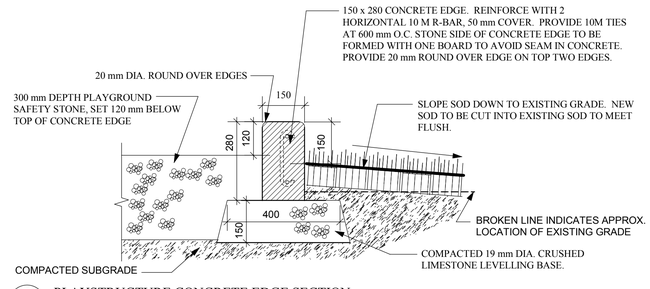

5 / L6 PLAYSTRUCTURE CONCRETE EDGE SECTION
Scale: 1:10

RELEASED FOR CONSTRUCTION

MANAGER PARKS & OPEN SPACE DIVISION

the manitoba association of landscape architects
KEN RECH
member no. 45

PROJECT TITLE	NO.	REVISIONS	BY	DATE
TRAFFORD PARK				

KEN RECH LANDSCAPE ARCHITECTS INC.
1480 Wellington Crescent Winnipeg Manitoba
Fax 489-6852 R3N 0B3 Tel(204) 489-6616

DRAWING TITLE	DRAWN BY	SCALE	SHEET NO.
SITE PLANS & MISCELLANEOUS DETAILS	K. RECH	AS NOTED	L6
	PRINT DATE: APRIL 15, 2005	DATE: April 15/2005	
	FILE NO.: 04-01-N	REVISION: 0	