

PROPOSED

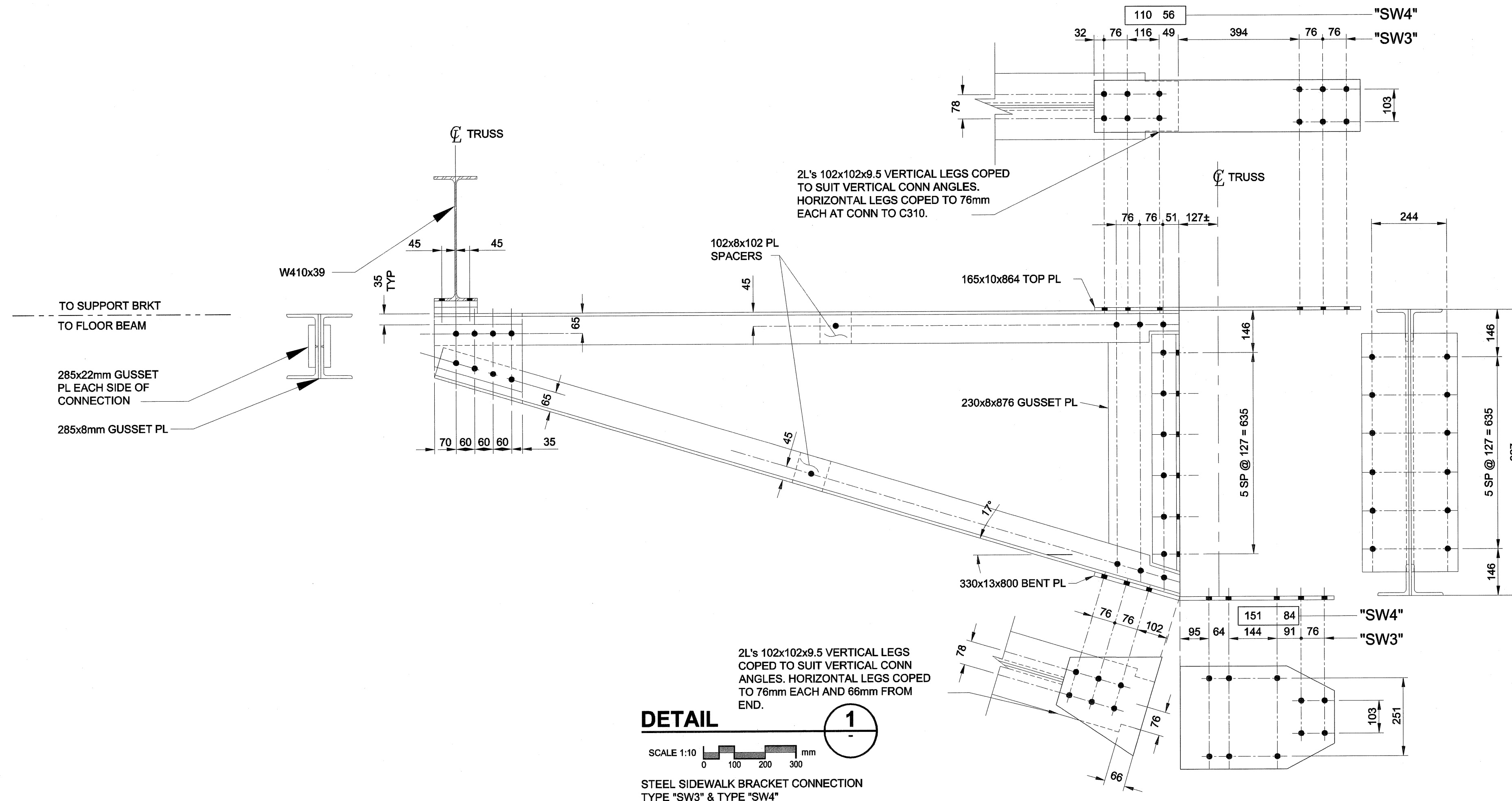
SECTION

M
33

SCALE 1:25

STEEL SIDEWALK BRACKETS
TYPE "SW3" AND TYPE "SW4"

EXISTING



DETAIL

1


SCALE 1:10

STEEL SIDEWALK BRACKET CONNECTION
TYPE "SW3" & TYPE "SW4"


NOTE:

ALL DIMENSIONS SHOWN ON THE DRAWINGS ARE BASED ON AVAILABLE INFORMATION AND RECORD DRAWINGS. THE CONTRACTOR SHALL FIELD MEASURE AND VERIFY ALL DIMENSIONS PRIOR TO COMMENCING CONSTRUCTION OR PRIOR TO PREPARATION OF SHOP DRAWINGS. THE CONTRACTOR SHALL MAKE THE APPROPRIATE ADJUSTMENTS TO THE APPLICABLE DETAILS AND DIMENSIONS ACCEPTABLE TO THE CONTRACT ADMINISTRATOR. THE CONTRACTOR SHALL THEN FABRICATE AND CONSTRUCT THE WORKS IN ACCORDANCE WITH THE CORRECTED DIMENSIONS.

METRIC
WHOLE NUMBERS INDICATE MILLIMETRES
DECIMALIZED NUMBERS INDICATE METRES



UMA UMA Engineering Ltd. • Consulting • Engineering • Construction • Management Services	
DESIGNED BY: BLL	CHECKED BY: SBB
DRAWN BY: JJA	APPROVED BY: <i>BuB</i>
HOR. SCALE: AS SHOWN	ACCEPTED BY: <i>Almeida</i>
VERT. SCALE: AS SHOWN	DATE: 2005 07 07
NO. REVISIONS	DATE
0 ISSUED FOR CONSTRUCTION 05/07/05 MP	



THE CITY OF WINNIPEG
PUBLIC WORKS DEPARTMENT

REDWOOD BRIDGE
REHABILITATIVE MAINTENANCE AND
RELATED WORKS

STEEL SIDEWALK BRACKET REPLACEMENT
BRACKET DETAIL VI

Bid Opportunity No. 257-2005

CITY DRAWING NUMBER
B113-05-39
SHEET 39 OF 74

REV 39 0