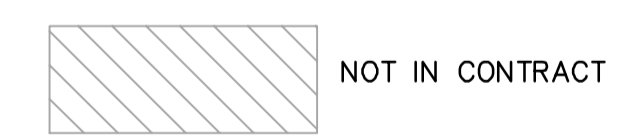
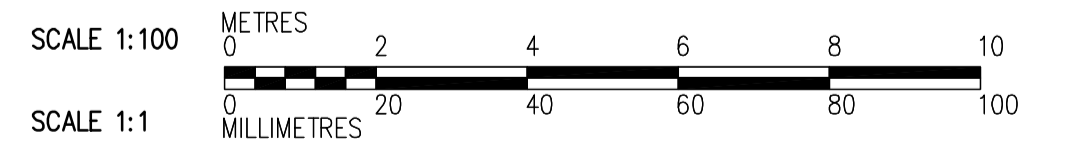
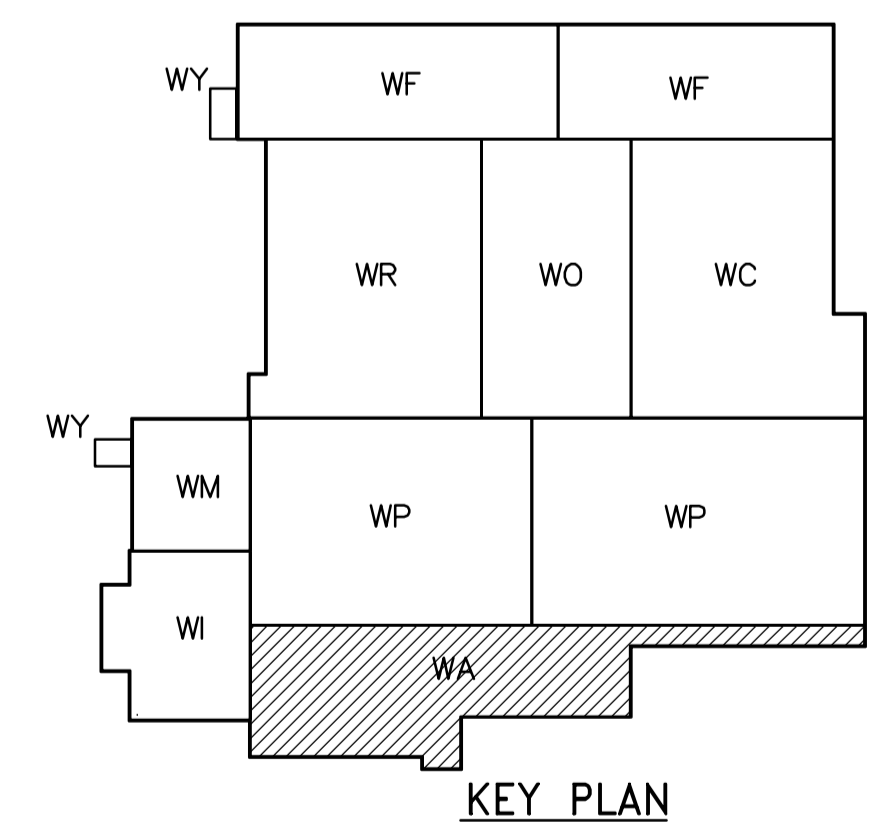


**NOTES:**

- DESIGN LIVE LOAD IS 14.4 kPa, EXCEPT WHERE SNOW LOAD IS SHOWN.
- SUPERIMPOSED DEAD LOAD IS 1.0kPa.
- FOR COLUMN AND BEAM SCHEDULE SEE DWG WA-S0515.
- PARAPET WALL TO BE PROVIDED AT ALL EXTERIOR WALLS AND ALONG ALL EXPANSION JOINTS. FOR DETAIL SEE WB-S0464.



**REBAR LEGEND:**  
 ——— TOP BARS  
 - - - - - BOTTOM BARS



**ROOF FRAMING PLAN**  
1:100

 Certificate of Authorization CH2M HILL Canada Ltd. No. 1441 Expiry: April 30, 2006	 Frederickson Cooper ARCHITECTS		 A Terra International Ltd. Company		ENGINEER'S SEAL  ORIGINAL SIGNED BY D. KRUGER  2006/02/06	 THE CITY OF WINNIPEG WATER AND WASTE DEPARTMENT ENGINEERING DIVISION  WATER TREATMENT PLANT ADMINISTRATION FOUNDATIONS AND CONCRETE STRUCTURES  STRUCTURAL ADMINISTRATION AREA ROOF FRAMING PLAN	CITY FILE NUMBER
	DESIGNED BY MC CHECKED BY AP		DRAWN BY RL APPROVED BY DJT		SHEET OF		
	SCALE: 1:100 RELEASED FOR CONSTRUCTION BY: R. SOROKOWSKI		CONSULTANT DRAWING NO. WA-S0141		CITY DRAWING NUMBER 1-0601A-A-S0141-001-01D		
	01 583-2005 ADDENDUM 3 06/03/10 EL 00 ISSUED FOR TENDER 2006/02/03 MC	INO. REVISIONS DATE BY	DATE 2005/07/04 DATE 2006/02/08				