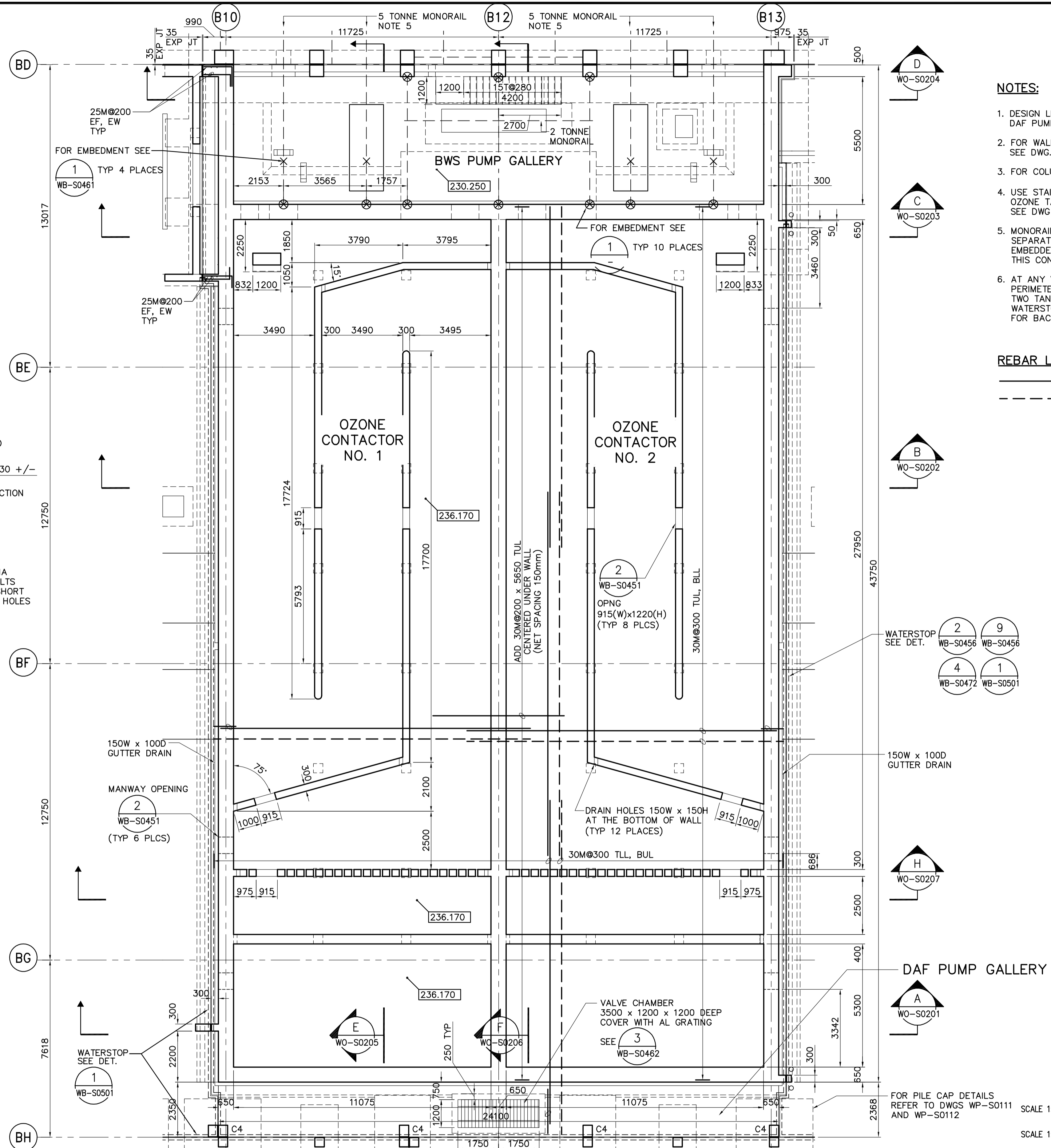


1 DETAIL
1:10

FIRST FLOOR PLAN
1:100

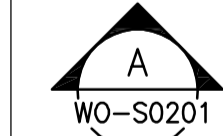
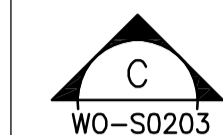


NOTES:

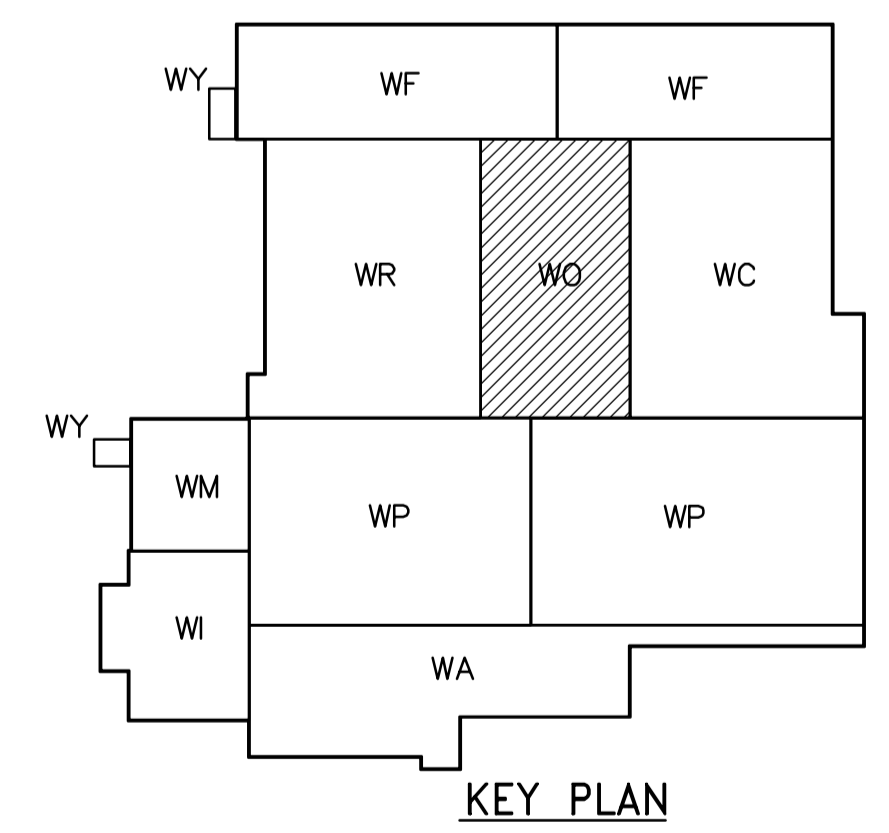
- DESIGN LIVE LOAD IS 14.4 kPa FOR BWS PUMP ROOM & DAF PUMP GALLERY.
- FOR WALL TOC ELEVATIONS AND BOTTOM OF WALL ELEVATIONS SEE DWG. WO-S0205.
- FOR COLUMN SCHEDULES, SEE DRAWING WO-S0515.
- USE STAINLESS STEEL (S.S. 316) WATER STOP AROUND THE OZONE TANK AT EL. 236.170 AND 245.000 LEVEL. SEE DWG. WO-S0201.
- MONORAILS AND SUPPORT BEAMS TO BE PROVIDED AND INSTALLED IN SEPARATE CONTRACT. EMBEDDED ANCHOR RODS TO BE PROVIDED AND INSTALLED IN THIS CONTRACT.
- AT ANY VERTICAL CONTRUCTION JOINTS IN THE TANK PERIMETER WALLS INCLUDING THE WALL BETWEEN THE TWO TANKS ALONG B12, USE 316 STAINLESS STEEL WATERSTOP FOR OZONE TANKS AND PVC WATERSTOP FOR BACKWASH SUPPLY TANKS.

REBAR LEGEND:

- TOP BARS
- BOTTOM BARS



FOR PILE CAP DETAILS REFER TO DWGS WP-S0111 AND WP-S0112



SCALE 1:100 METRES
SCALE 1:1 MILLIMETRES

APECA
Certificate of Authorization
CH2M HILL Canada Ltd.
No. 1441 Expiry: April 30, 2006

B.M. ELEV.			
DESIGNED BY	MH	CHECKED BY	AP
DRAWN BY	RL	APPROVED BY	DJT
SCALE:	1:100	RELEASED FOR CONSTRUCTION BY:	R. SOROKOWSKI
ISSUED FOR TENDER	2006/02/03	DATE	2005/07/04
NO. REVISIONS		DATE	2006/02/08

CH2MHILL
Frederickson Cooper ARCHITECTS

EarthTech
A Web International Ltd. Company

DESIGNED BY: MH
DRAWN BY: RL
SCALE: 1:100

CHECKED BY: AP
APPROVED BY: DJT
RELEASED FOR CONSTRUCTION BY: R. SOROKOWSKI
DATE: 2006/02/08

ENGINEER'S SEAL
ORIGINAL SIGNED BY: D. KRUGER
DATE: 2006/02/06
CONSULTANT DRAWING NO.: WO-S0111

THE CITY OF WINNIPEG
WATER AND WASTE DEPARTMENT
ENGINEERING DIVISION

WATER TREATMENT PLANT
OZONE
FOUNDATION AND CONCRETE STRUCTURES

STRUCTURAL
OZONATION AREA
FIRST FLOOR PLAN

CITY FILE NUMBER
SHEET OF
CITY DRAWING NUMBER
1-06010-A-S0111-001-000