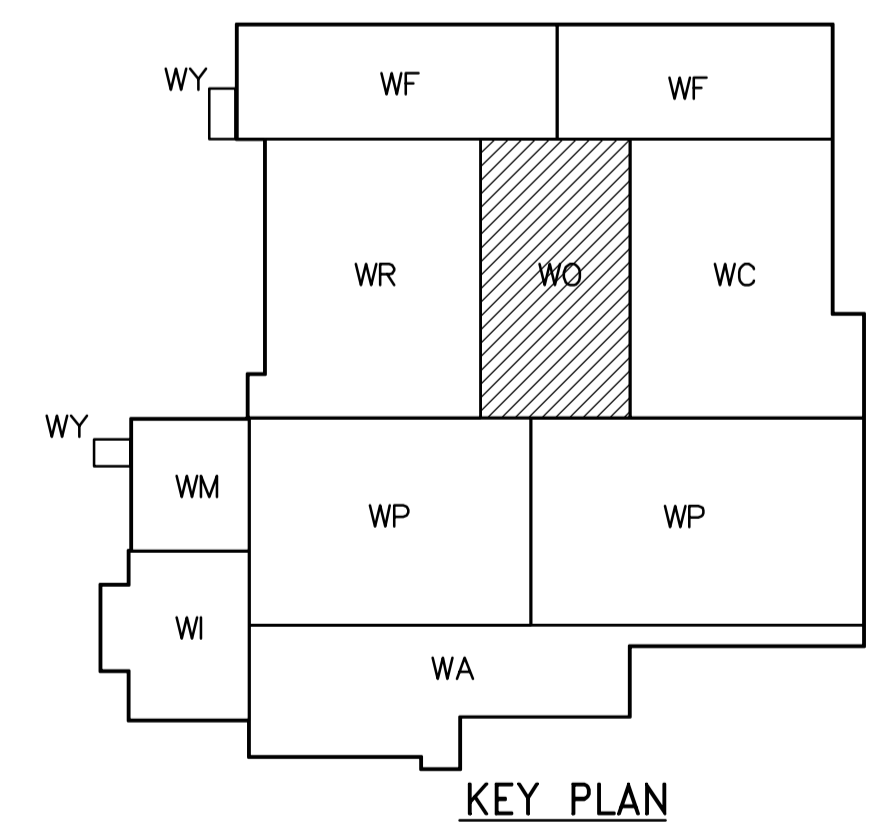
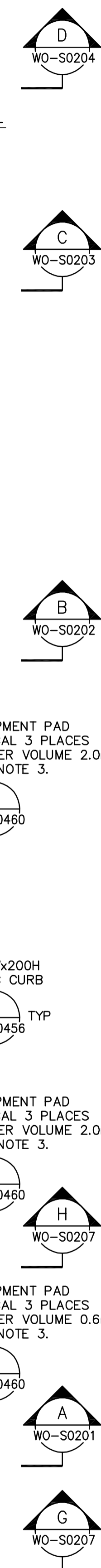


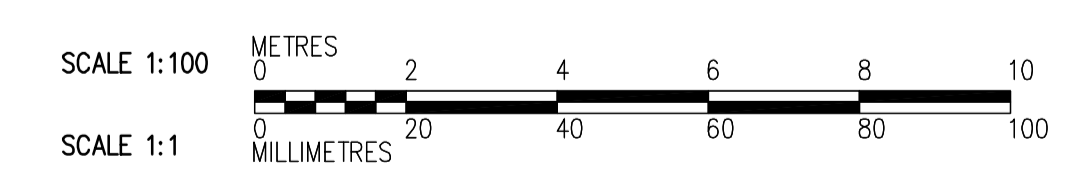
- NOTES:**
- DESIGN LIVE LOAD IS 14.4 kPa.
 - FOR BEAM AND COLUMN SCHEDULE SEE DWG WO-S0515.
 - APPROXIMATE LOCATIONS FOR EQUIPMENT PADS ARE SHOWN.

REBARS LEGEND:

—— TOP BARS
 - - - - BOTTOM BARS



THIRD FLOOR PLAN
1:100



 Certificate of Authorization CH2M HILL Canada Ltd. No. 1441 Expiry: April 30, 2006	B.M. ELEV.	 Frederickson Cooper ARCHITECTS	 A Geo International Ltd. Company	ENGINEER'S SEAL ORIGINAL SIGNED BY D. KRUGER 2006/02/06	 THE CITY OF WINNIPEG WATER AND WASTE DEPARTMENT ENGINEERING DIVISION WATER TREATMENT PLANT OZONE FOUNDATIONS AND CONCRETE STRUCTURES STRUCTURAL OZONATION AREA THIRD FLOOR PLAN	CITY FILE NUMBER
	00 ISSUED FOR TENDER 2006/02/03 MH NO. REVISIONS DATE BY	DESIGNED BY MH DRAWN BY RL SCALE: 1:100	CHECKED BY AP APPROVED BY DJT RELEASED FOR CONSTRUCTION BY: R. SOROKOWSKI	CONSULTANT DRAWING NO. WO-S0131		SHEET OF CITY DRAWING NUMBER 1-06010-A-50131-001-00D