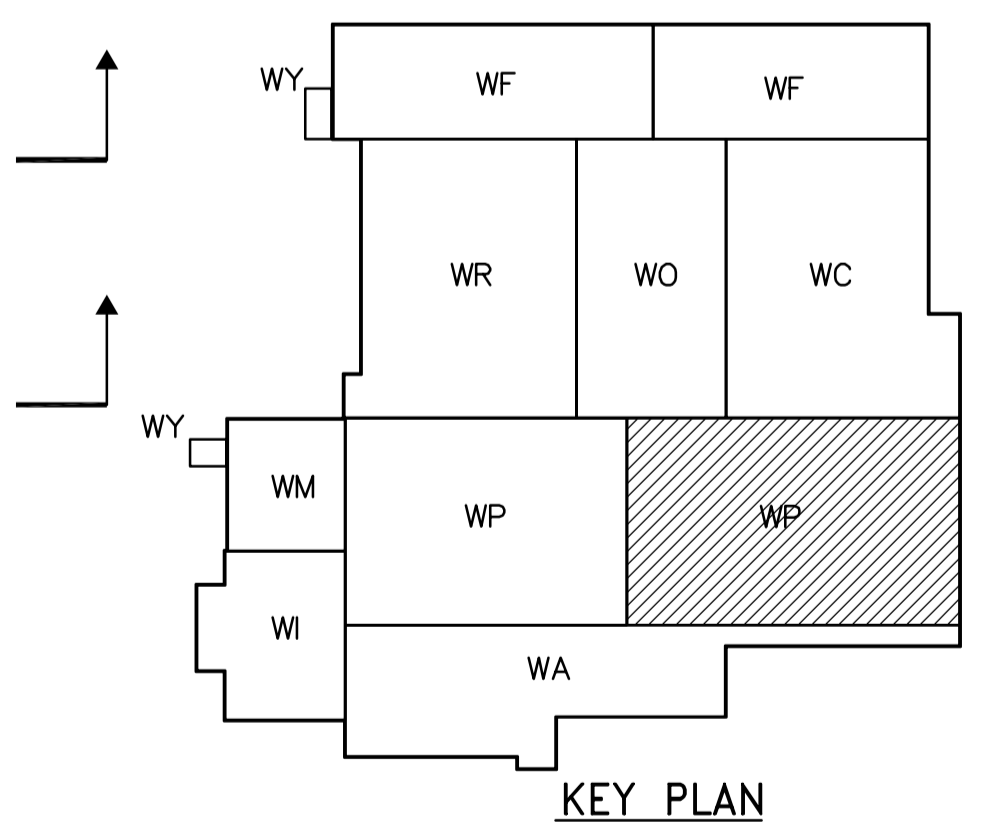
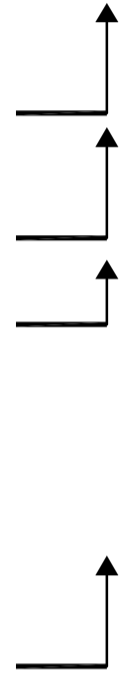


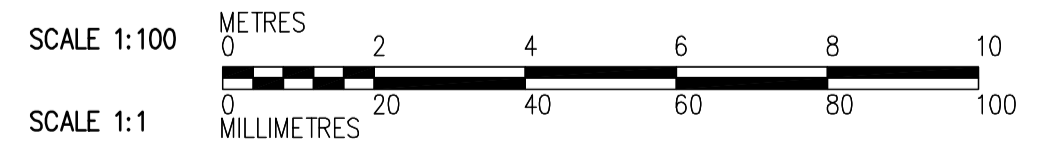
- NOTES:**
- FOR BEAM AND COLUMN SCHEDULE SEE DWG WP-S0515.
 - PC 'X' - DENOTES PILE CAP TYPE, SEE DWG WP-S0401 FOR DETAILS.

REBAR LEGEND:

—— TOP BARS
 - - - - BOTTOM BARS



CHANNEL FLOOR PLAN
1:100



 APEGN Certificate of Authorization CH2M HILL Canada Ltd. No. 1441 Expiry: April 30, 2006	B.M. ELEV.	 Frederickson Cooper ARCHITECTS	 A Veolia International Ltd. Company	ENGINEER'S SEAL ORIGINAL SIGNED BY D. KRUGER 2006/02/06	 THE CITY OF WINNIPEG WATER AND WASTE DEPARTMENT ENGINEERING DIVISION WATER TREATMENT PLANT FLOCCULATION AND DAF FOUNDATIONS AND CONCRETE STRUCTURES STRUCTURAL FLOC/DAF AREA 2 CHANNEL FLOOR PLAN	CITY FILE NUMBER
	00 ISSUED FOR TENDER 2006/02/03 RZ NO. REVISIONS DATE BY	DESIGNED BY RZ DRAWN BY RL SCALE: 1:100	CHECKED BY AP APPROVED BY DJT RELEASED FOR CONSTRUCTION BY: R. SOROKOWSKI DATE 2006/02/08	CONSULTANT DRAWING NO. WP-S0122		SHEET OF CITY DRAWING NUMBER 1-060P-A-S0122-001-00D