

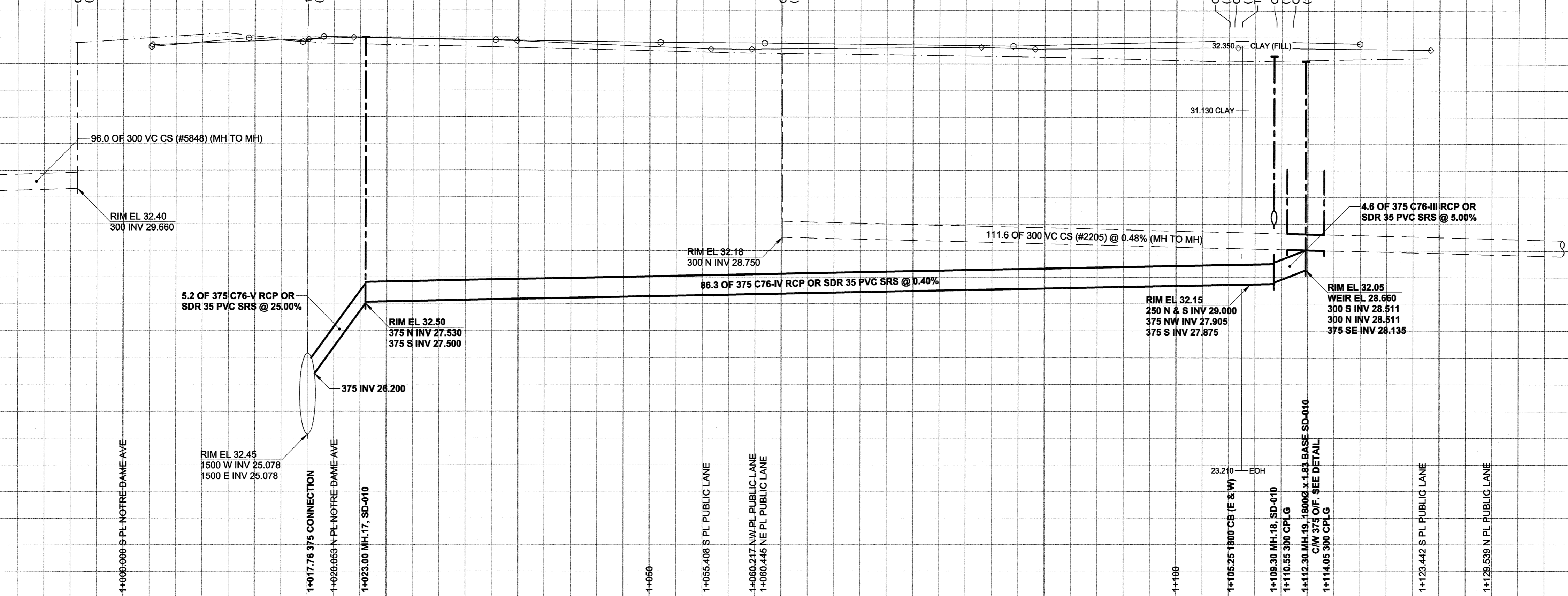
D SIZE 22" x 34" 559mm x 864mm

PLOT: 05/11/01 11:01:41 AM

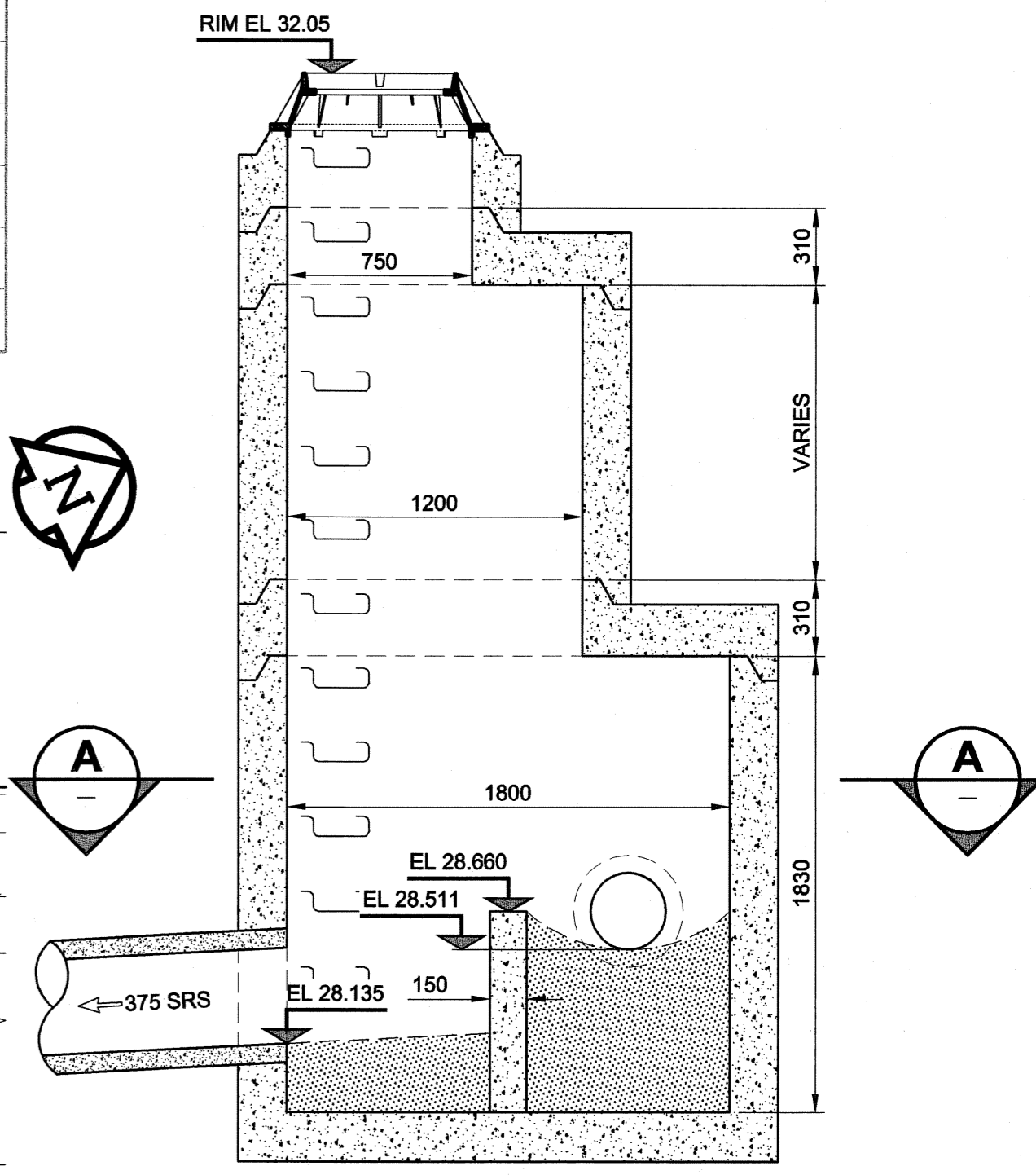
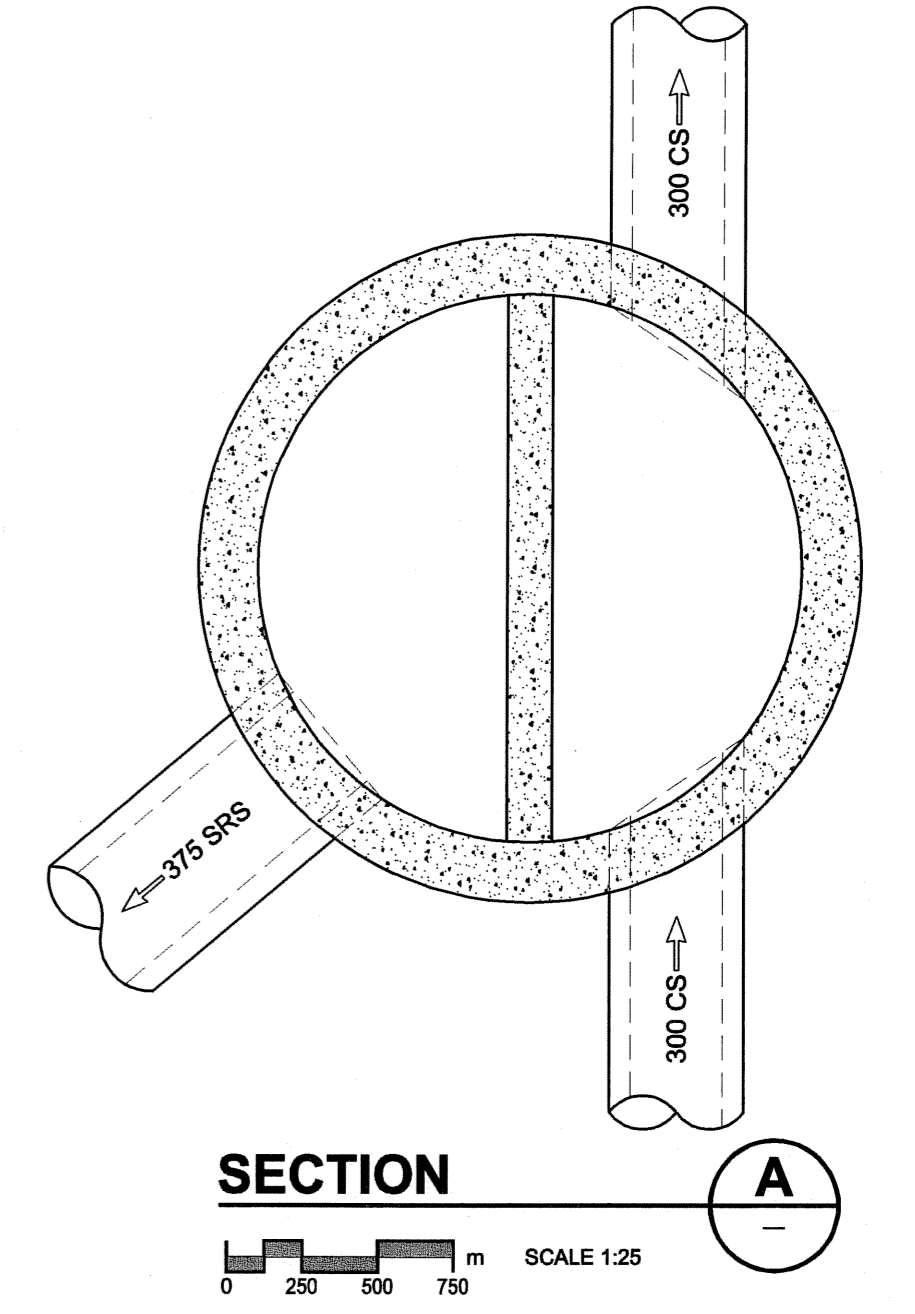
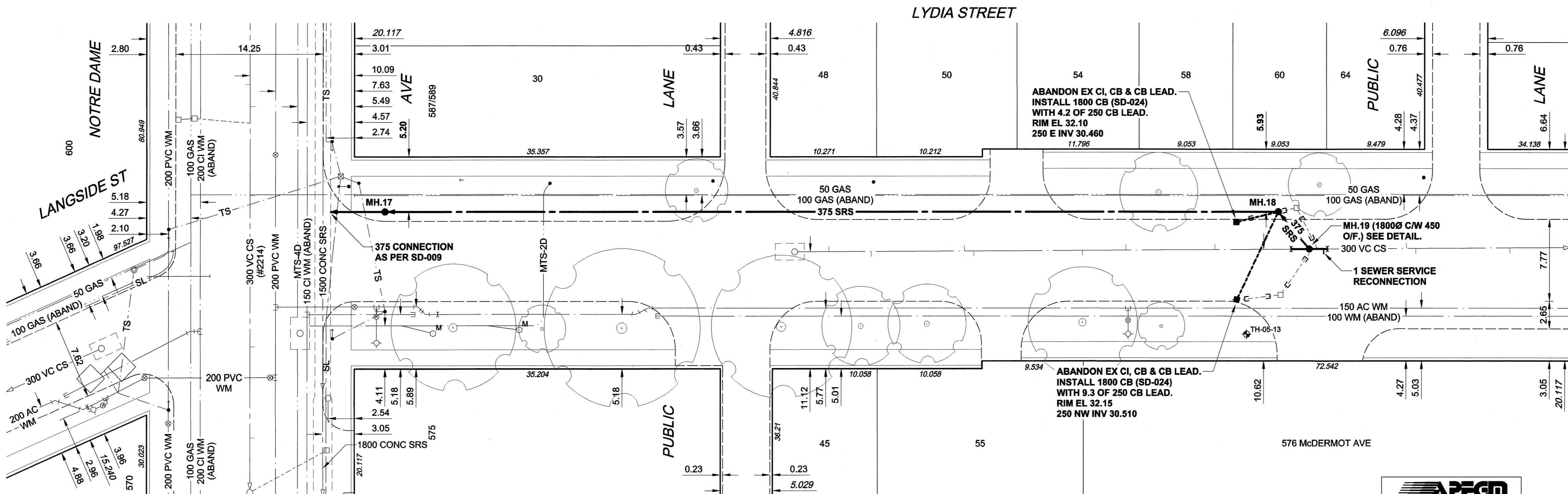
JMA FILE NAME: D265-177-02_02-C-1009_RX.dwg Saved By: alleppil

EXISTING FEATURES

232.0
231.0
230.0
229.0
228.0
227.0
226.0
225.0
224.0
223.0



CHAINAGE ALONG E PL



WARNING
IF POWER EQUIPMENT OR EXPLOSIVES ARE TO BE USED FOR EXCAVATION ON THIS PROJECT, THE CONTRACTOR MUST:
1) NOTIFY THE GAS COMPANY OF THE PROPOSED LOCATION OF EXCAVATION.
2) TAKE PRECAUTION TO AVOID DAMAGE TO GAS COMPANY INSTALLATIONS.
SEE PROVINCIAL REGULATION 140/92 FOR DETAILS.

150 mm WM		150 mm WM		CURB STOP		150 mm WM		150 mm WM	
	HYDRANT		VALVE		REDUCER		HYDRANT		HYDRANT
	VALVE		COUPLING		ANODE		VALVE		COUPLING
	LAND DRAINAGE SEWER		WASTE WATER SEWER		HYDRO		LAND DRAINAGE SEWER		WASTE WATER SEWER
	MANHOLE		CATCH BASIN		HYDRO		PAVEMENT CROWN		N/W PROPERTY LINE
	CURB INLET		CURB INLET		GAS		S/E PROPERTY LINE		N/W GUTTER
	CULVERT		PIPE ABANDONMENTS		TESTHOLE		S/E GUTTER		TREE
	SURVEY BAR		EXISTING LEGEND - PLAN		LAMP STANDARD		EXISTING LEGEND - PROFILE		NEW
	EXISTING LEGEND - PLAN		NEW		TREE		EXISTING LEGEND - PROFILE		NEW

LOCATION APPROVED
UNDERGROUND STRUCTURES

SUPR. U/G STRUCTURES DATE COMMITTEE

NOTE:
LOCATION OF UNDERGROUND STRUCTURES AS SHOWN ARE BASED ON THE BEST INFORMATION AVAILABLE. BUT NO GUARANTEE IS GIVEN THAT ALL EXISTING UTILITIES ARE SHOWN OR THAT THE GIVEN LOCATIONS ARE EXACT. CONFIRMATION OF EXISTENCE AND EXACT LOCATION OF ALL SERVICES MUST BE OBTAINED FROM THE INDIVIDUAL UTILITIES BEFORE PROCEEDING WITH CONSTRUCTION.

0 ISSUED FOR CONSTRUCTION 05/11/03 ADL
NO. REVISIONS YY/MM/DD BY

© 2005 UMA ENGINEERING LTD. ALL RIGHTS RESERVED.

DESIGNED BY GEB
DRAWN BY ADL
HOR. SCALE 1:250
VERT. SCALE 1:50
DATE 05/11/03

CHECKED BY [Signature]
APPROVED BY [Signature]
RELEASED FOR CONSTRUCTION [Signature]
DATE Nov. 2, 2005

APCGM
Certificate of Authorization
UMA Engineering Ltd.
No. 256 Expiry: April 30, 2006

PROFESSIONAL'S SEAL
PROVINCE OF MANITOBA
REGISTERED PROFESSIONAL ENGINEER
A. NAGY
Nov. 3, 2005
CONSULTANT DRAWING NO. 9
D265-177-02

THE CITY OF WINNIPEG
WATER AND WASTE DEPARTMENT

ALEXANDER/BANNATYNE
COMBINED SEWER RELIEF
CONTRACT 2B
LYDIA STREET
NOTRE DAME AVENUE
TO 25m SOUTH OF McDERMOT AVENUE

SHEET 9 OF 17
CITY DRAWING NUMBER
LD-3212
REV 0

BID OPPORTUNITY NO. 584-2005