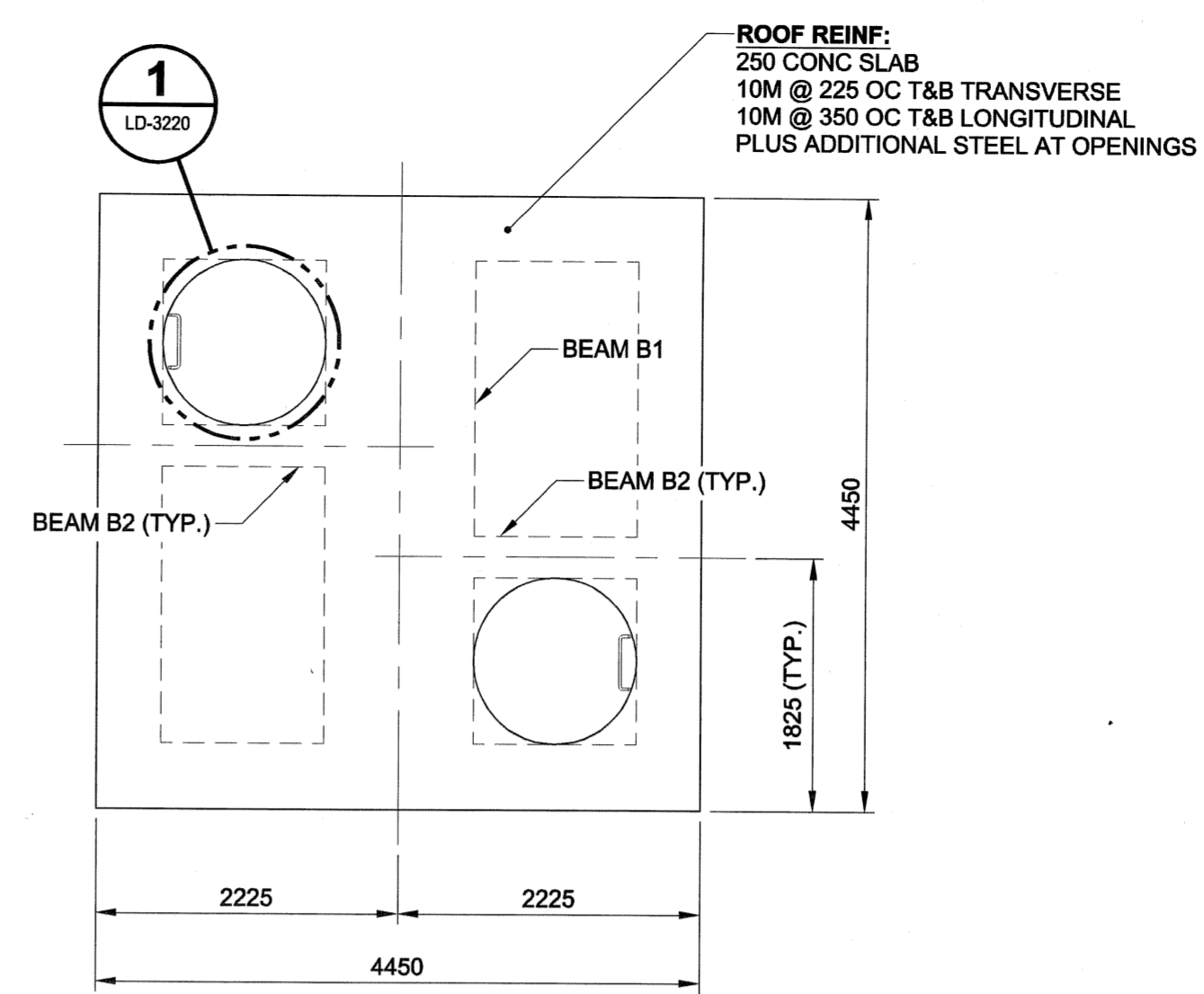
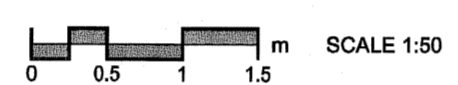
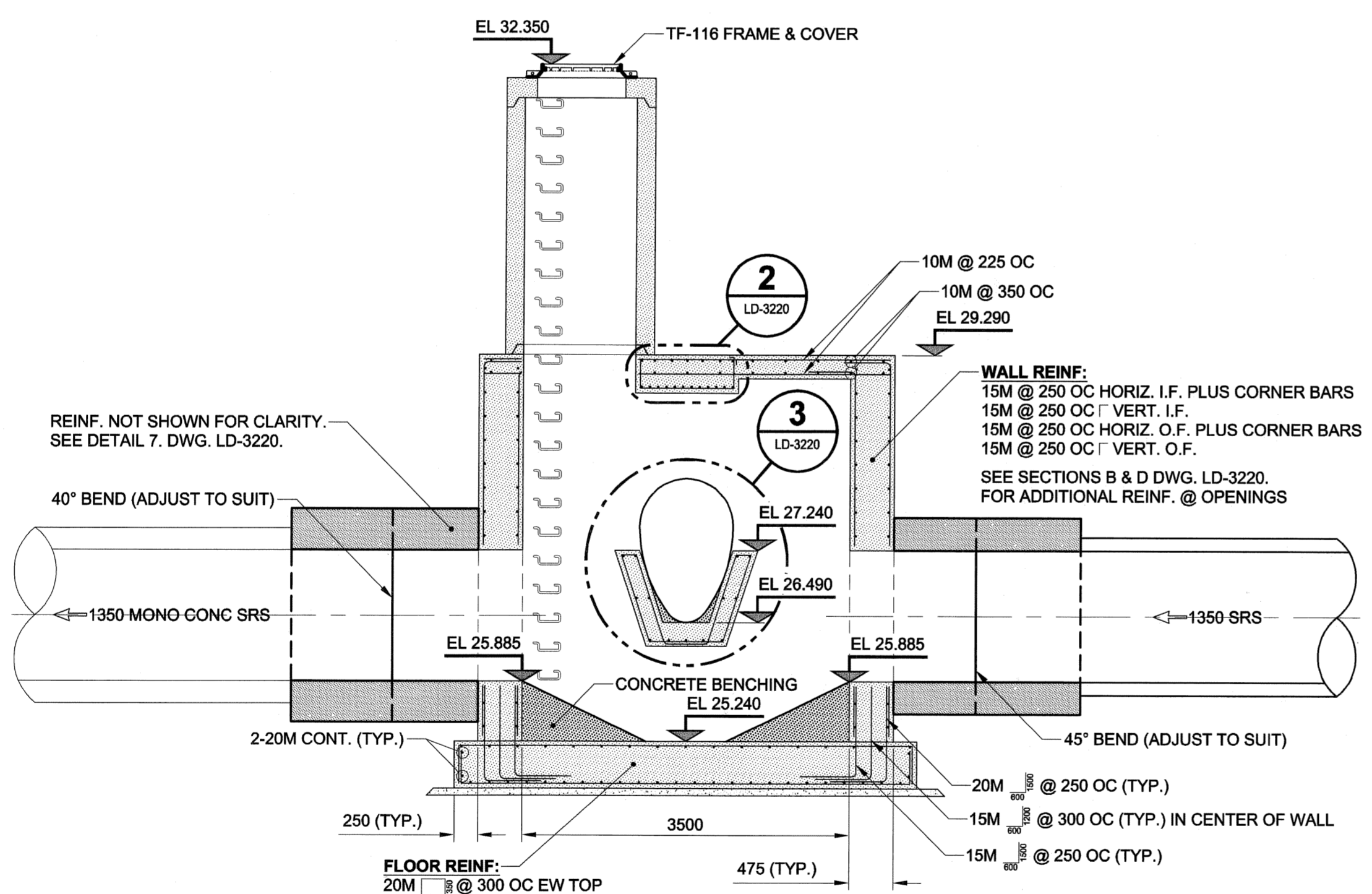
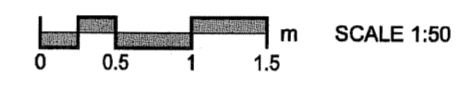


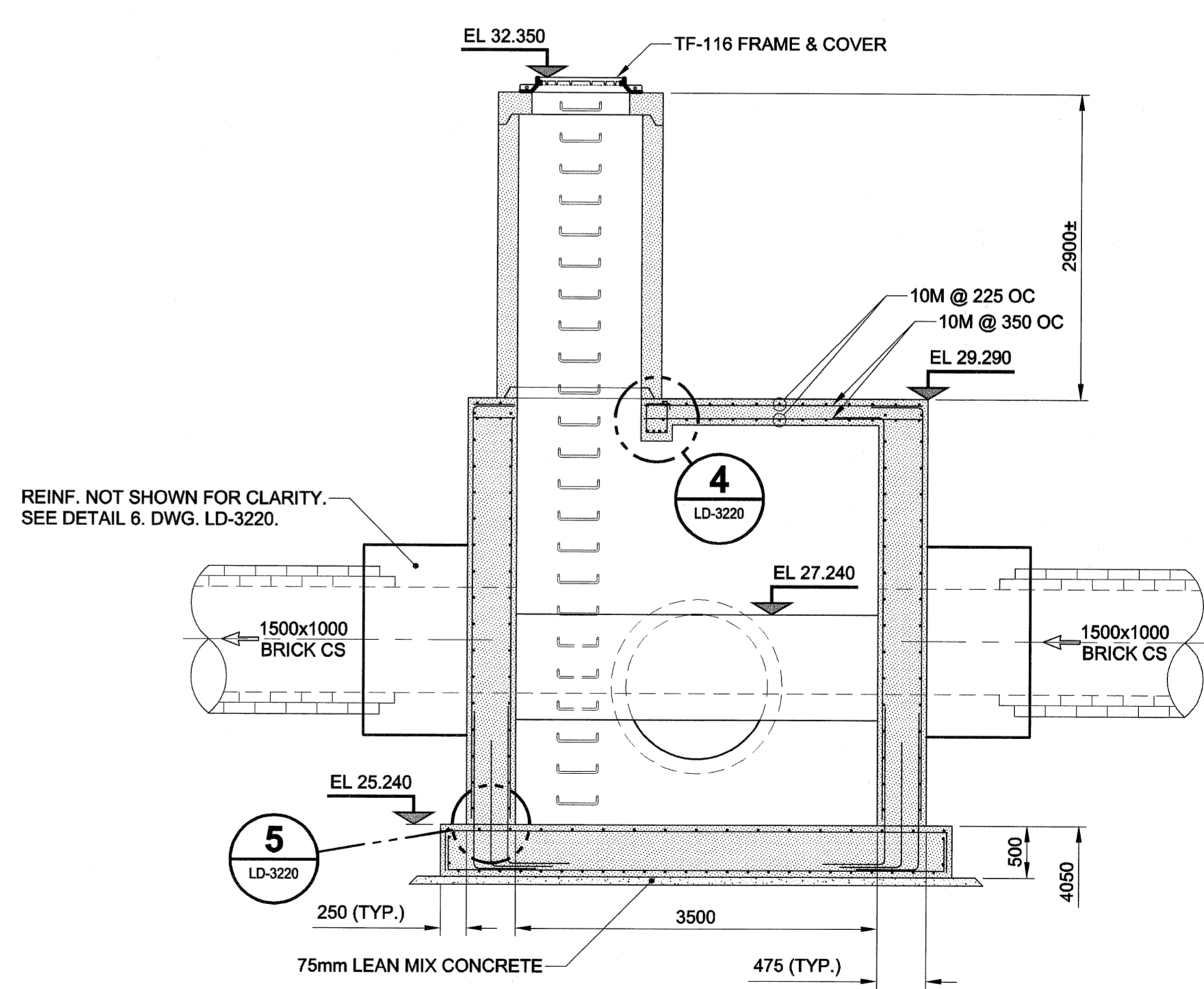
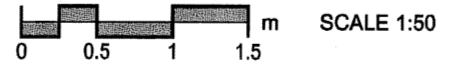
**PLAN VIEW**




**ROOF PLAN**



**SECTION A-A**



**SECTION B-B**



REINF. NOT SHOWN FOR CLARITY. SEE DETAIL 7. DWG. LD-3220.

REINF. NOT SHOWN FOR CLARITY. SEE DETAIL 6. DWG. LD-3220.

**WALL REINF:**  
 15M @ 250 OC HORIZ. I.F. PLUS CORNER BARS  
 15M @ 250 OC VERT. I.F.  
 15M @ 250 OC HORIZ. O.F. PLUS CORNER BARS  
 15M @ 250 OC VERT. O.F.  
 SEE SECTIONS B & D DWG. LD-3220.  
 FOR ADDITIONAL REINF. @ OPENINGS

**FLOOR REINF:**  
 20M @ 300 OC EW TOP  
 20M @ 200 OC EW BOTTOM

**METRIC**  
 WHOLE NUMBERS INDICATE MILLIMETRES  
 DECIMAL NUMBERS INDICATE METRES

**APEGM**  
 Certificate of Authorization  
 UMA Engineering Ltd.  
 No. 256 Expiry: April 30, 2006

BID OPPORTUNITY NO. 584-2005

<b>LOCATION APPROVED</b> UNDERGROUND STRUCTURES	
SUPR. U/G STRUCTURES COMMITTEE	DATE
NOTE: LOCATION OF UNDERGROUND STRUCTURES AS SHOWN ARE BASED ON THE BEST INFORMATION AVAILABLE. BUT NO GUARANTEE IS GIVEN THAT ALL EXISTING UTILITIES ARE SHOWN OR THAT THE GIVEN LOCATIONS ARE EXACT. CONFIRMATION OF EXISTENCE AND EXACT LOCATION OF ALL SERVICES MUST BE OBTAINED FROM THE INDIVIDUAL UTILITIES BEFORE PROCEEDING WITH CONSTRUCTION.	

BM 36-044	N. side Notre Dame Ave. Sbr'n. Sherbrook St. & Pearl St.
ELEV 232.783m	Tbt. in Wly. wing wall on production Sty. of W. wall of No. 677 Notre Dame Ave. (Health Sciences Power House), 0.2m E. & 0.25m below precast stone finish of wing wall.
0	ISSUED FOR CONSTRUCTION 05/11/03 ADL
NO.	REVISIONS YYMMDD BY

<b>UMA   AECOM</b>	
© 2005 UMA ENGINEERING LTD. ALL RIGHTS RESERVED.	
DESIGNED BY GEB	CHECKED BY [Signature]
DRAWN BY ADL	APPROVED BY [Signature]
HOR. SCALE AS NOTED	RELEASED FOR CONSTRUCTION
VERT. SCALE N/A	DATE 05/11/03

PROFESSIONAL'S SEAL  
 PROVINCE OF MANITOBA  
 S.B. BISWANGER  
 REGISTERED PROFESSIONAL ENGINEER  
 CONSULTANT DRAWING NO. 16  
 D265-177-02

**THE CITY OF WINNIPEG**  
**WATER AND WASTE DEPARTMENT**

**ALEXANDER/BANNATYNE**  
**COMBINED SEWER RELIEF**  
**CONTRACT 2B**  
**OVERFLOW STRUCTURE**  
 STRUCTURAL PLANS & SECTIONS

SHEET 16 OF 17  
 CITY DRAWING NUMBER  
**LD-3219**  
 REV 0