KU-09-664

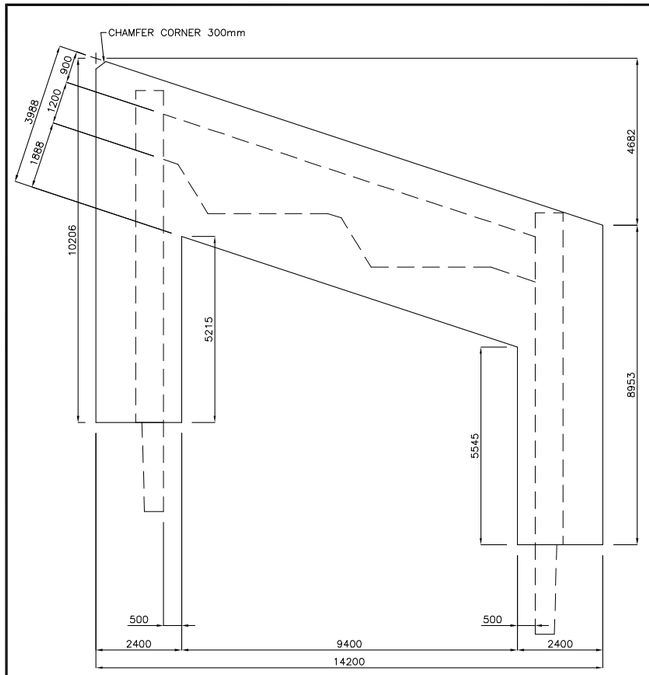

ABUTMENT PILE CAP PLAN
1:75

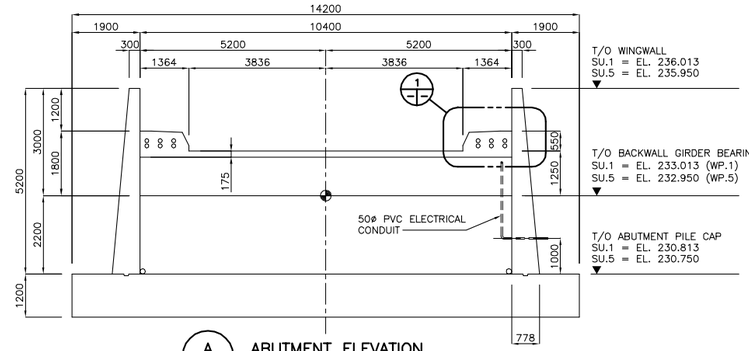

A ABUTMENT ELEVATION
1:75

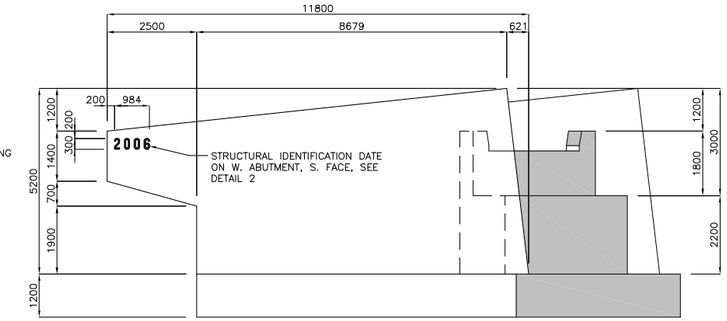

B ABUTMENT SECTION
1:75

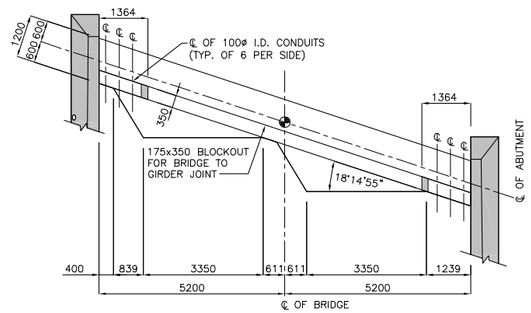

ABUTMENT BACKWALL DETAIL
1:75

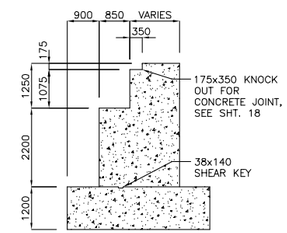

C ABUTMENT SECTION
1:75

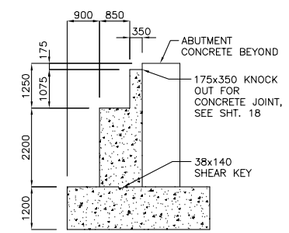

D ABUTMENT SECTION
1:75

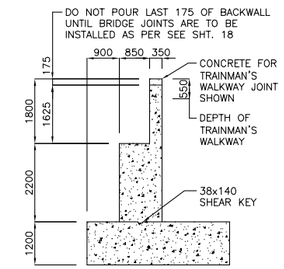

E ABUTMENT SECTION
1:75

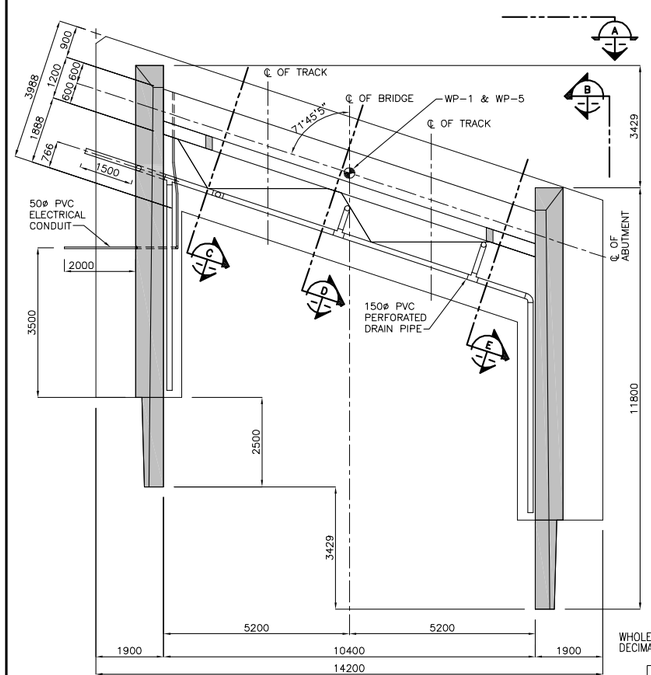

ABUTMENT BACKWALL PLAN
1:75

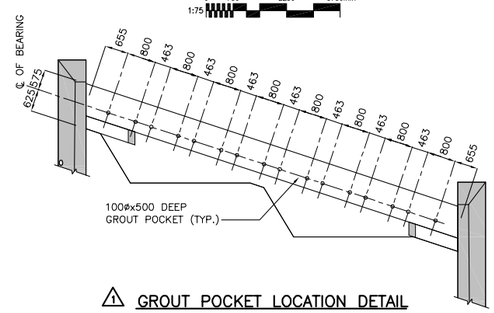

1 GROUT POCKET LOCATION DETAIL
1:50

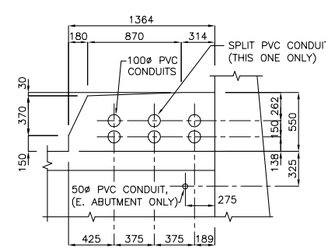

NOTE:
CAST TRAINMAN'S WALKWAY & ABUTMENT BLOCK OUTS AFTER EXPANSION JOINT INSTALLATION

1 BACKWALL DETAIL
1:25

DRAIN PIPE DETAIL
1:50

GROUT POCKET DETAIL 1
1:10

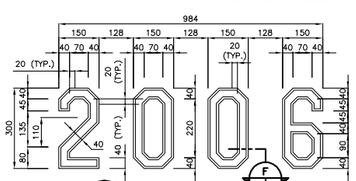

2 DETAIL
1:10

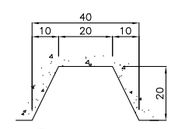

F SECTION
1:1

NOTES:
1. THREE (3) PVC CONDUITS, INCLUDING ONE (1) SPLIT PVC CONDUIT, WITHIN THE NORTH TRAINMAN'S WALKWAY FOR GROUP TELECOM. REMAINING PVC CONDUIT FOR FUTURE WORKS.
2. THREE (3) PVC CONDUITS, INCLUDING ONE (1) SPLIT PVC CONDUIT, WITHIN THE SOUTH TRAINMAN'S WALKWAY FOR CN. REMAINING PVC CONDUIT FOR FUTURE WORKS.

METRIC
WHOLE NUMBERS INDICATE MILLIMETRES
DECIMALIZED NUMBERS INDICATE METRES

APEGM
Certificate of Authorization
Stantec Consulting Ltd.
No. 1301 Expiry: April 30, 2006

LOCATION APPROVED
UNDERGROUND STRUCTURES

SUPV. U/G STRUCTURES COMMITTEE — DATE

NOTE:
LOCATION OF UNDERGROUND STRUCTURES AS SHOWN ARE BASED ON THE BEST INFORMATION AVAILABLE BUT NO GUARANTEE IS GIVEN THAT ALL EXISTING UTILITIES ARE SHOWN OR THAT THE GIVEN LOCATIONS ARE EXACT. CONFIRMATION OF EXISTENCE AND EXACT LOCATION OF ALL SERVICES MUST BE OBTAINED FROM THE INDIVIDUAL UTILITIES BEFORE PROCEEDING WITH CONSTRUCTION.

B.M. ELEV.

NO.	REVISIONS	DATE	BY
1	ISSUED FOR ADDENDUM No.2	05.11.15	MJB
0	ISSUED FOR TENDER	05.10.26	MJB

Stantec Consulting Ltd.
905 Waverley Street, Winnipeg, Manitoba
Tel 204-489-5900 Fax 204-453-9012

DESIGNED BY	KSA/MJB	CHECKED BY	GWM
DRAWN BY	JMB	APPROVED BY	MJB
HOR. SCALE:	AS SHOWN	AUTHORIZED BY:	DATE
VERTICAL:	AS SHOWN	R. FINGAS	05.10.26
DATE	05.05.19	R. FINGAS, P. ENG. BRIDGE PROJECTS ENGINEER	

ENGINEER'S SEAL
ORIGINAL SEALED BY M.J. BOISSONNEAULT P. ENG. 05.10.26

CONSULTANT DRAWING NO. 113703042-S07

THE CITY OF WINNIPEG
PUBLIC WORKS DEPARTMENT
ENGINEERING DIVISION

KENASTON UNDERPASS
KENASTON BLVD. / CN RIVERS SUB. MILE 5.18
RAILWAY BRIDGE CONSTRUCTION

ABUTMENT CONCRETE DETAILS
SU.1 & SU.5

SHEET 9 OF 21
CAD FILE DRAWING NUMBER KU-09-664.dwg
CITY DRAWING NUMBER P-3258-133

CN Drawing No. AA611-5.18-1.09

V:\113703\active\113703042 - Kenaston UP DESIGN\ACAD\CONTRACT 4- Bridge\Bridge Plan Set\KU-09-664.dwg
2005-11-14 04:08PM By: jbeamonte