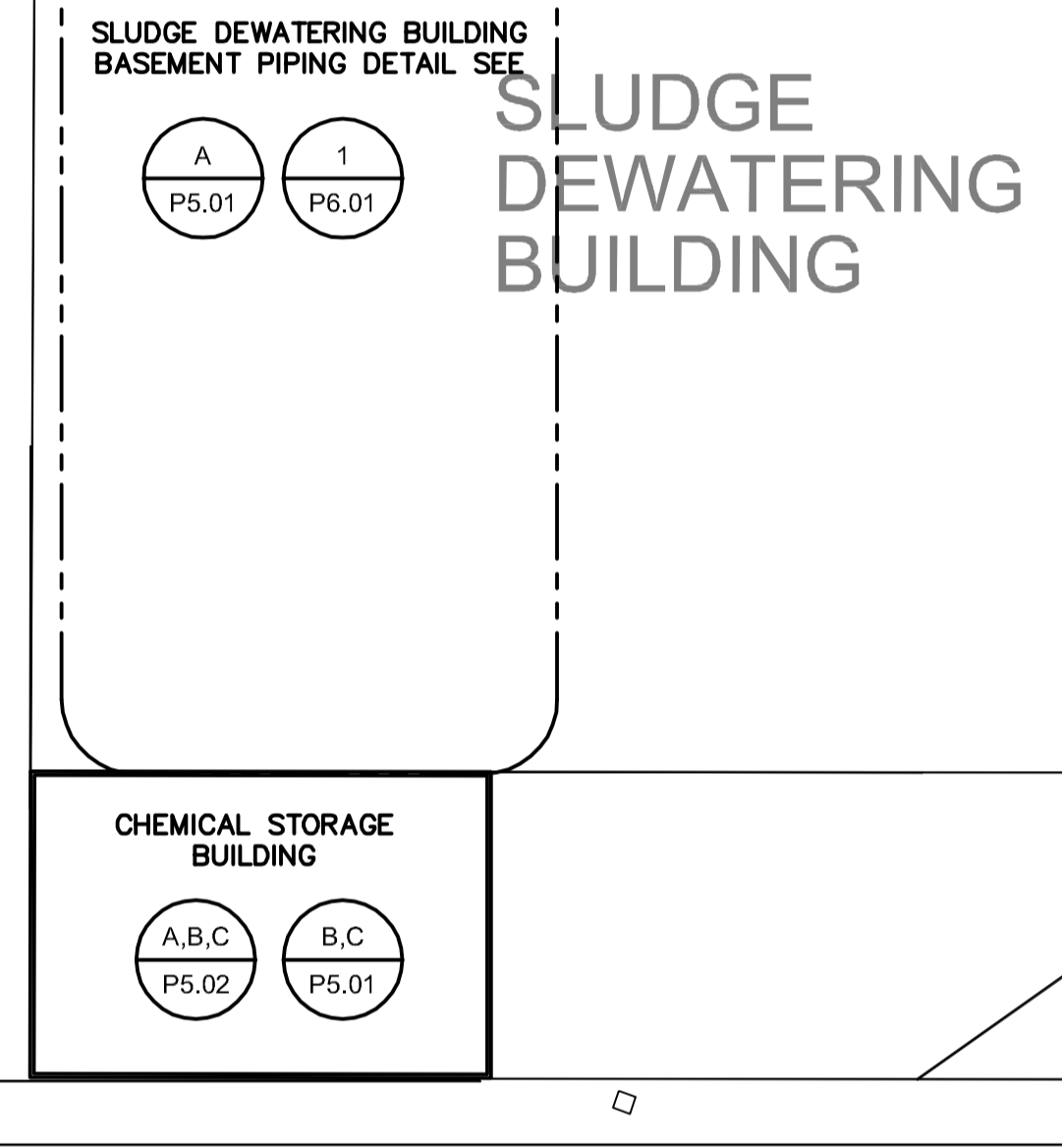


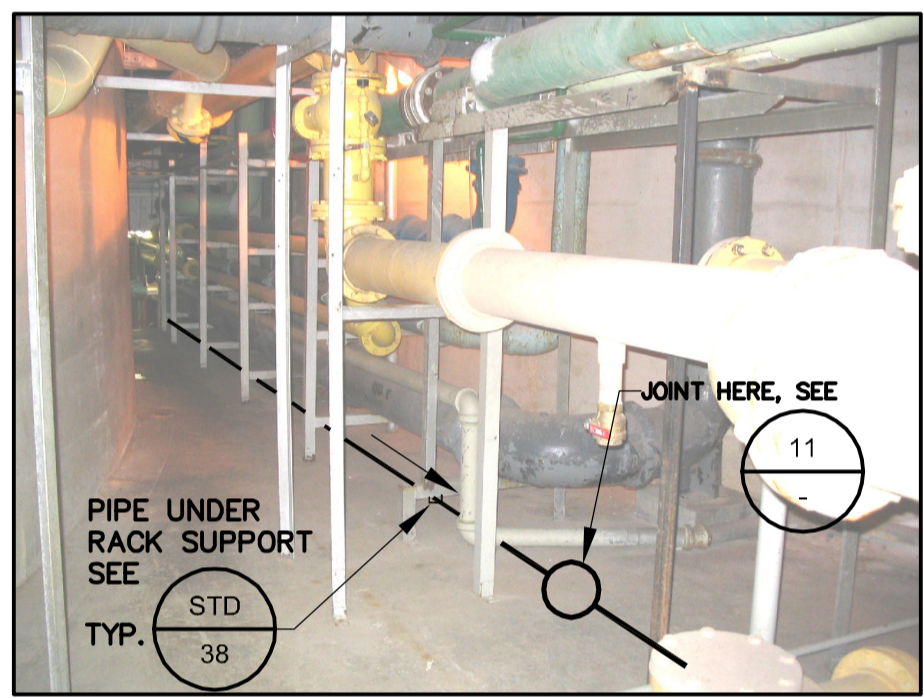


1 PIPING IN GALLERIES
SCALE 1:200

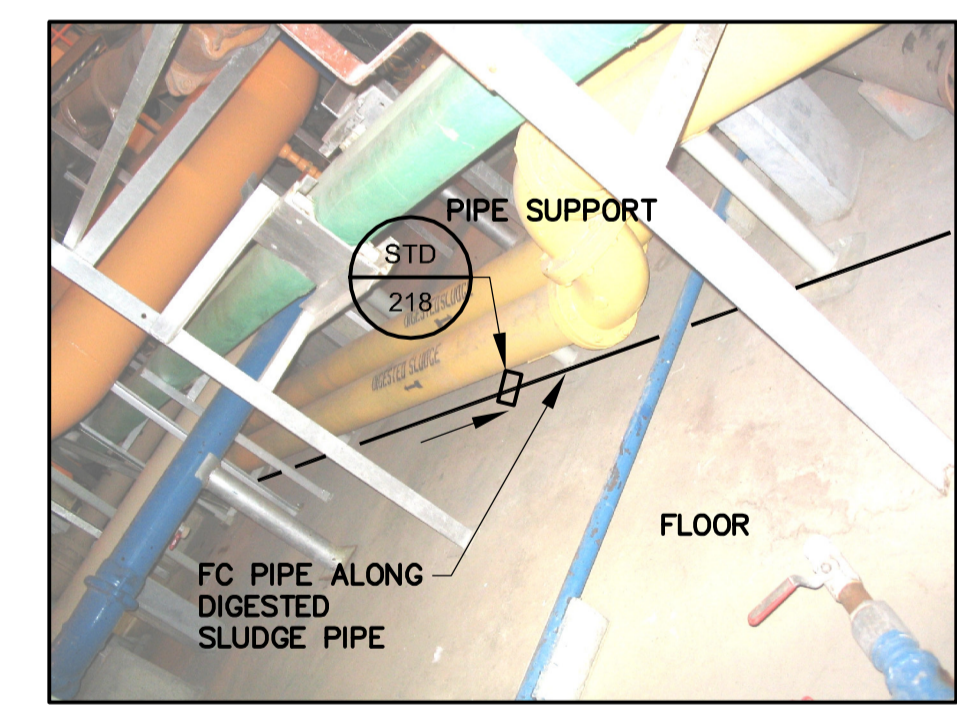
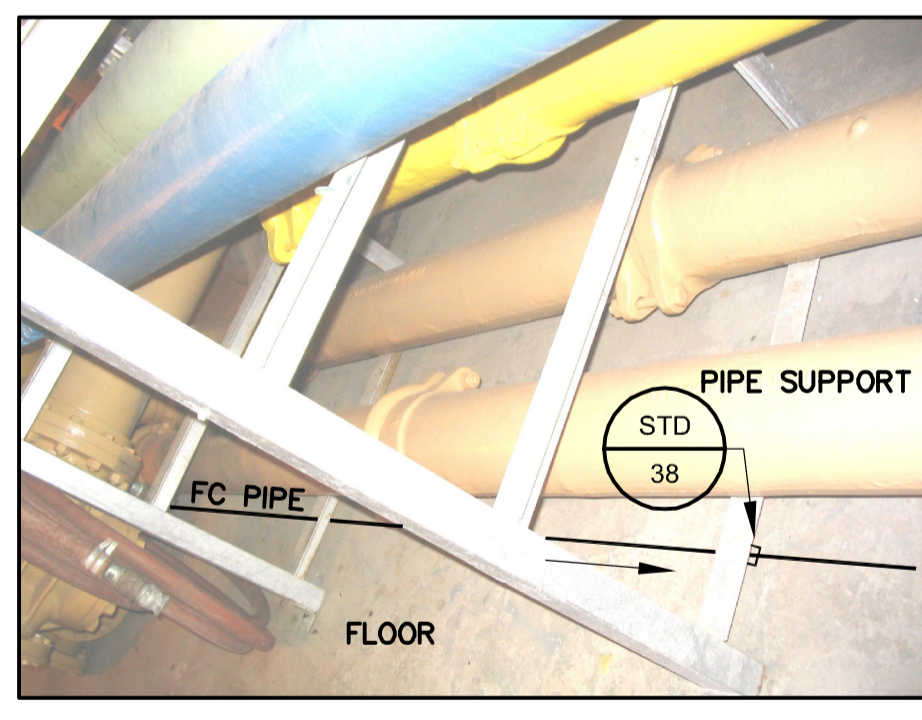


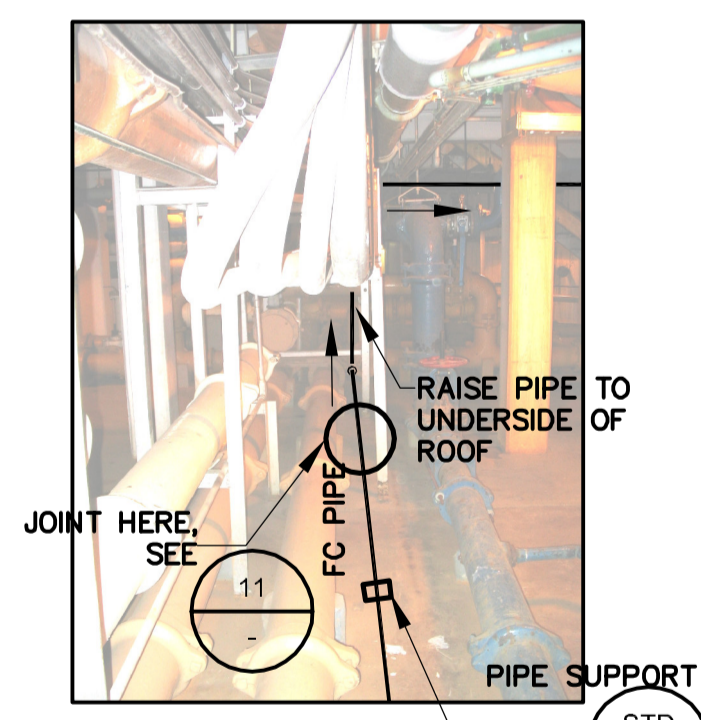
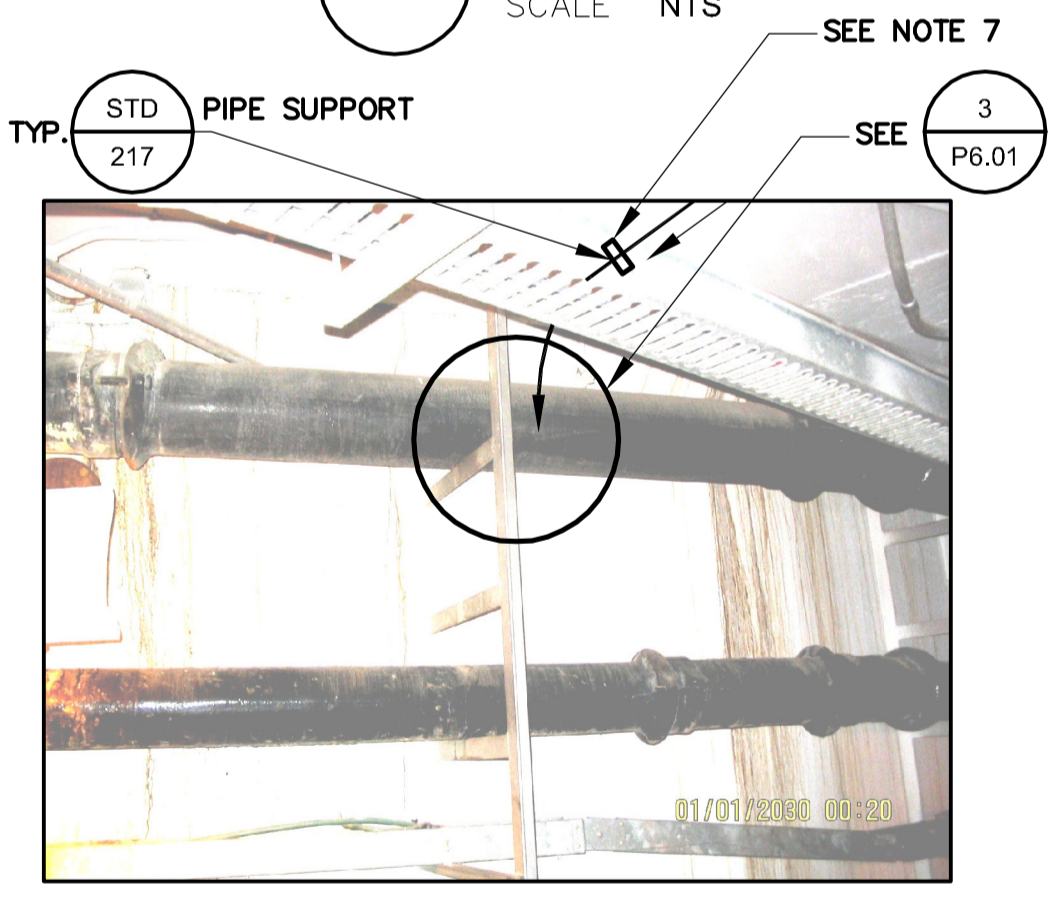


4 DETAIL
SCALE NTS

3 DETAIL
SCALE NTS

2 DETAIL
SCALE NTS

1 DETAIL
SCALE NTS



10 DETAIL
SCALE NTS

9 DETAIL
SCALE NTS

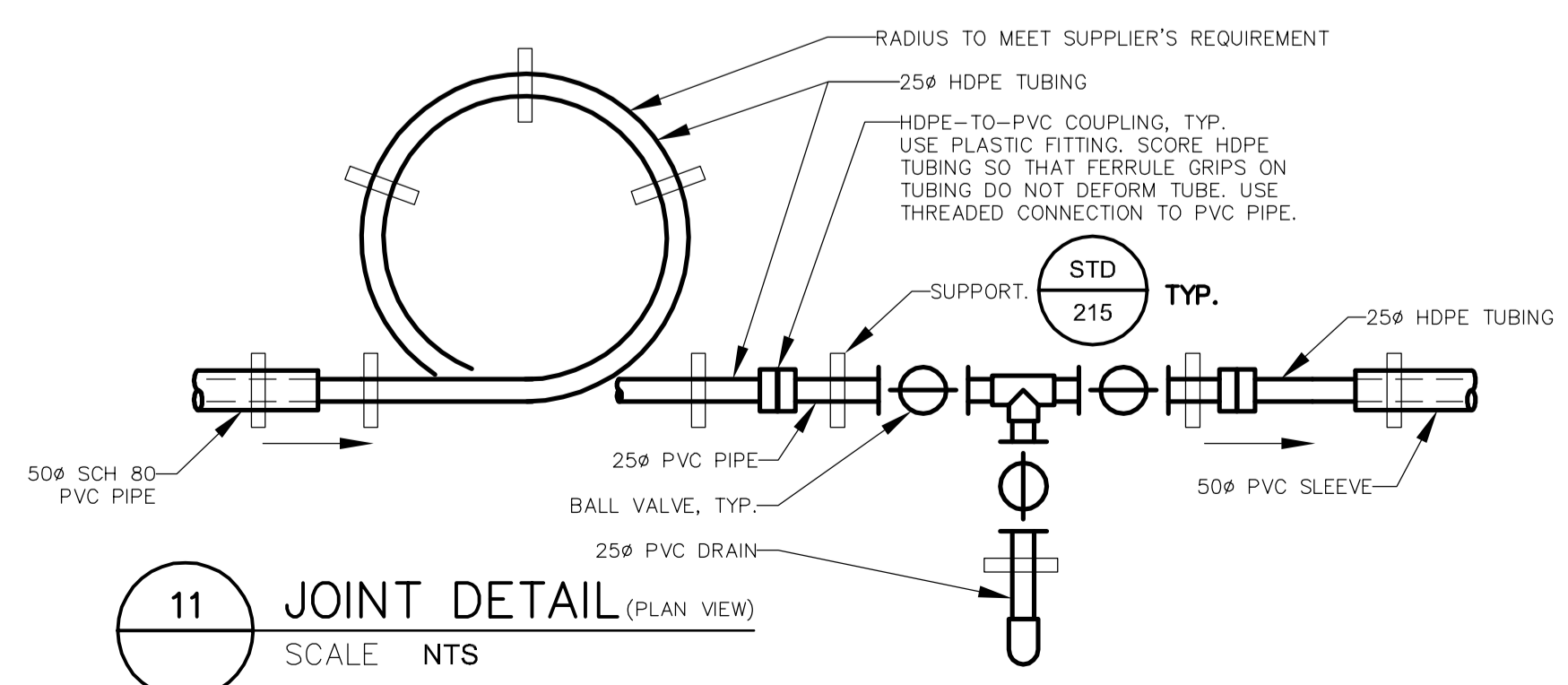
8 DETAIL
SCALE NTS

7 DETAIL
SCALE NTS

6 DETAIL
SCALE NTS

5 DETAIL
SCALE NTS

- NOTES:
- EXISTING PIPES IN THE GALLERY ARE INSULATED WITH ASBESTOS CONTAINING MATERIALS. CONTRACTOR TO PROVIDE A SAFE WORK PROCEDURE FOR THIS WORK. CONTRACTOR TO FOLLOW CITY'S SAFE WORK PROCEDURE FOR DAMAGED ASBESTOS CONTAINING MATERIALS.
 - WHEREVER POSSIBLE, LAY FERRIC CHLORIDE PIPE BELOW ALL OTHER PIPES.
 - PROVIDE JOINT, AS PER DETAIL 11, AT EACH JOINT OF TUBING PIPE.
 - PROVIDE SUPPORTS FOR 50mm Ø SLEEVE AT NO MORE THAN 2 METRE SPACING.
 - PROVIDE SCH 40 PVC PIPE OR APPROVED EQUAL FOR SLEEVES AT BENDS. COLOUR OF PVC PIPE TO MATCH SCH 80 PVC PIPE. THE MINIMUM BEND RADIUS OF SLEEVE SHALL NOT BE LESS THAN THE BEND RADIUS OF THE 25Ø HDPE TUBING, LARGER SIZED SLEEVE OR FLEXIBLE PIPE CAN BE USED IF NECESSARY.
 - PROVIDE 25Ø PVC PIPE FROM THIS POINT TO THE INJECTION POINT.
 - PROVIDE 50Ø FLANGE CONNECTIONS AT BOTH SIDES FOR ALL SLEEVE BENDS.
 - PROVIDE TUBING-TO-TUBING CONNECTOR WHERE REQUIRED.
 - ALL 25Ø TUBING-TO-TUBING CONNECTORS TO BE SUPPLIED WITH A WHITE PLASTIC DRIP TRAY AT FLOOR LEVEL. 50Ø SLEEVE TO HAVE A 600 CLEAR SPACE BETWEEN ENDS.



11 JOINT DETAIL (PLAN VIEW)
SCALE NTS

B.M. ELEV.			
00	ISSUED FOR TENDER	05/12/2	GLG
NO.	REVISIONS	DATE	BY

EarthTech
A Tyco International Ltd. Company

DESIGNED BY	LW/SB	CHECKED BY	JEH
DRAWN BY	LAE	APPROVED BY	D.J. HANIGUCHI
SCALE:	1:200	RELEASED FOR CONSTRUCTION BY:	K. MARTENS
		DATE	05/12/02

ENGINEER'S SEAL

ORIGINAL SIGNED BY
J.E. HUTCHISON

2005/12/02

CONSULTANT DRAWING NO.
CP3.01

THE CITY OF WINNIPEG
WATER AND WASTE DEPARTMENT
ENGINEERING DIVISION

NEWPCC CENTRATE NUTRIENT TREATMENT
PHOSPHORUS REMOVAL FACILITY
CONTRACT No. 1

PROCESS
GALLERY PROCESS PIPING

CITY FILE NUMBER

SHEET OF

CITY DRAWING NUMBER
1-001-P-0001-001-00-D

APECA
Certificate of Authorization
Earth Tech Canada Inc.
No. 730 Expiry: April 30, 2006