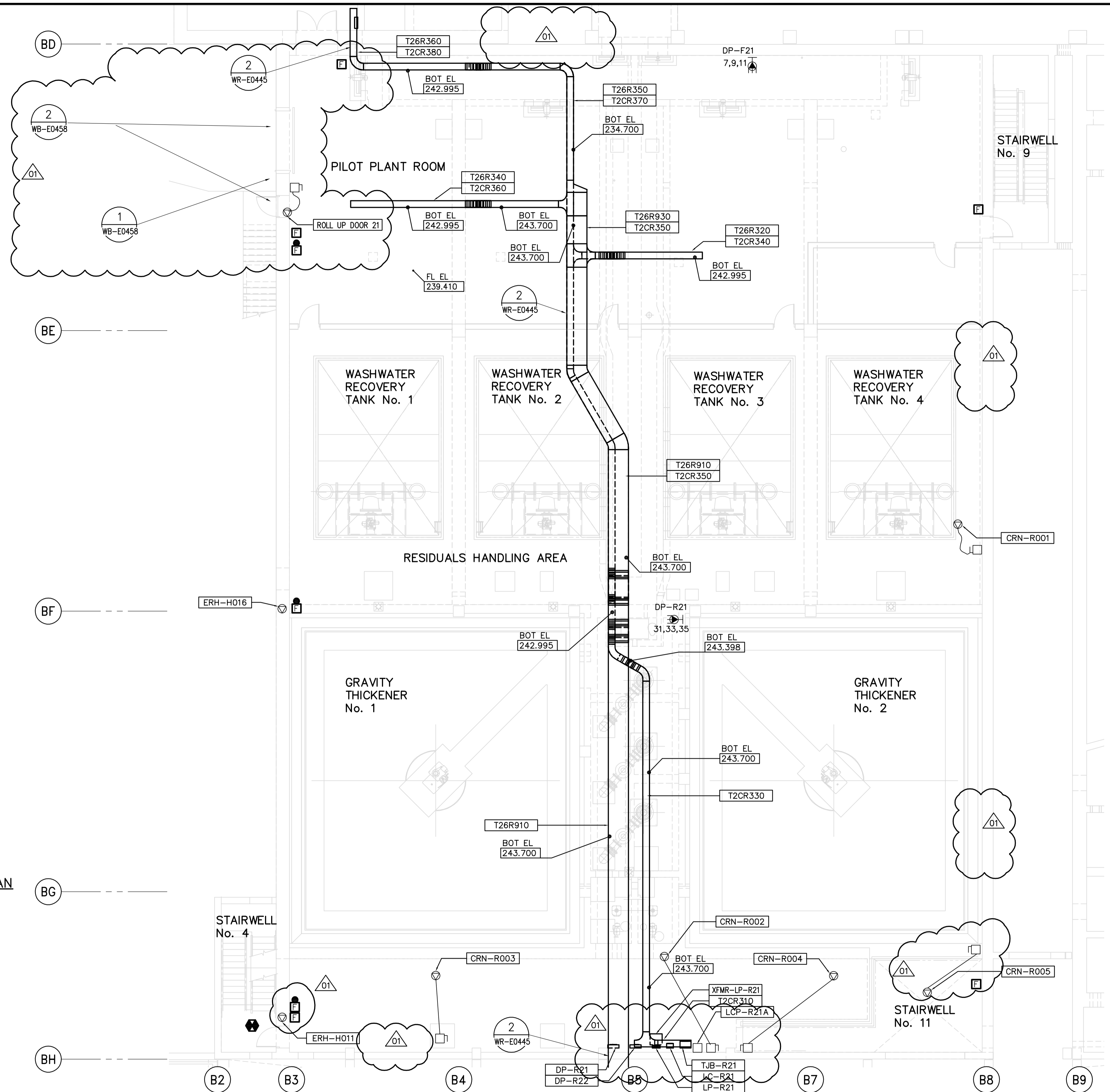
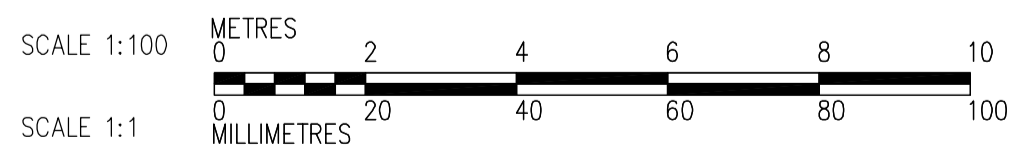
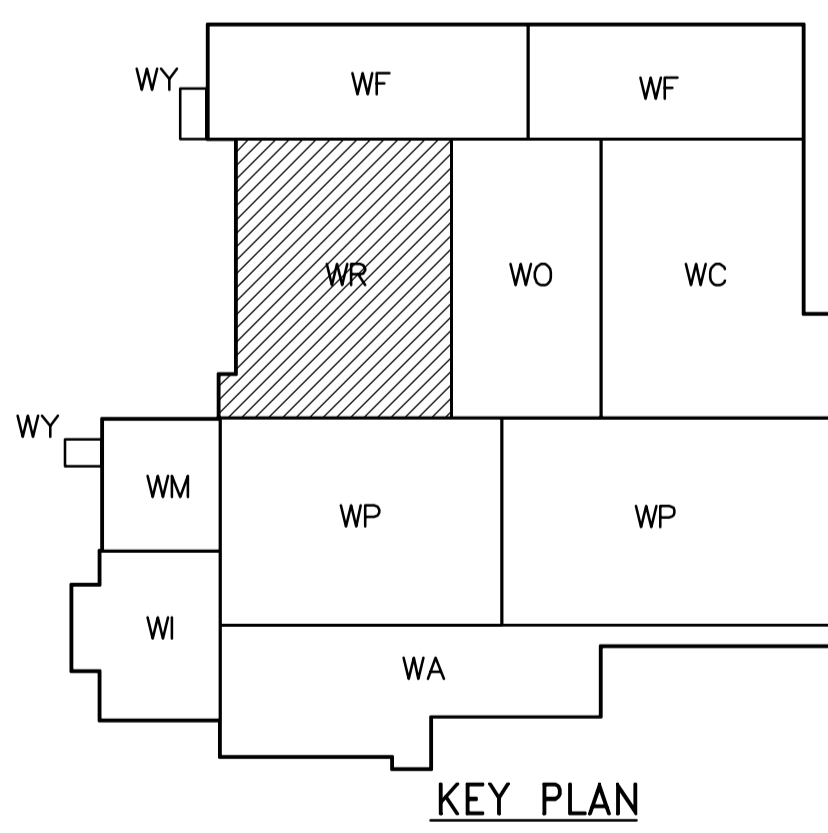


- NOTES:**
1. PROVIDE STAIRWELL SMOKE DETECTORS AS SHOWN ON FIRE PROTECTION DRAWINGS
  2. SEE PANEL SCHEDULES DP-R21 & DP-R22 FOR 600V POWER DISTRIBUTION
  3. CABLE TRAY TAGGING SEE DET. WB-E0455



SECOND FLOOR FACILITY PLAN  
1:100

CABLE TRAY TAGGING  
SEE DETAIL  
3  
WB-E0455



 <b>APEGN</b> Certificate of Authorization CH2M HILL Canada Ltd. No. 1441 Expiry: April 30, 2007	B.M. ELEV. <table border="1"> <tr><td> </td><td> </td><td> </td><td> </td></tr> <tr><td> </td><td> </td><td> </td><td> </td></tr> <tr><td> </td><td> </td><td> </td><td> </td></tr> <tr><td> </td><td> </td><td> </td><td> </td></tr> </table>																	 Frederickson Cooper ARCHITECTS	 A Tyco International Ltd. Company	ENGINEER'S SEAL	 <b>THE CITY OF WINNIPEG</b> WATER AND WASTE DEPARTMENT ENGINEERING DIVISION
DESIGNED BY LL DRAWN BY TL SCALE: 1:100 DATE 2005/07/12	CHECKED BY ND APPROVED BY AHL RELEASED FOR CONSTRUCTION BY: R. SOROKOWSKI DATE 2006/03/29	ORIGINAL SIGNED BY L.D. LLEWELLYN 2006/03/29 CONSULTANT DRAWING NO. WR-E0121	WATER TREATMENT PLANT RESIDUALS HANDLING MECHANICAL AND ELECTRICAL ELECTRICAL RESIDUALS HANDLING AREA SECOND FLOOR FACILITY PLAN	CITY FILE NUMBER SHEET OF CITY DRAWING NUMBER 1-0601R-A-E0121-001-01D																	