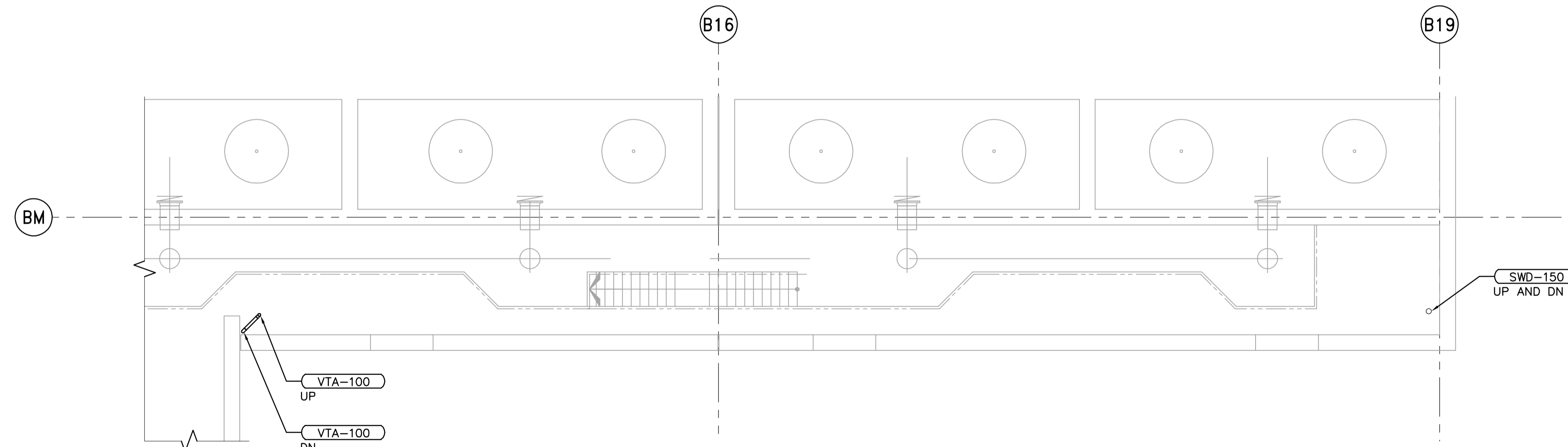
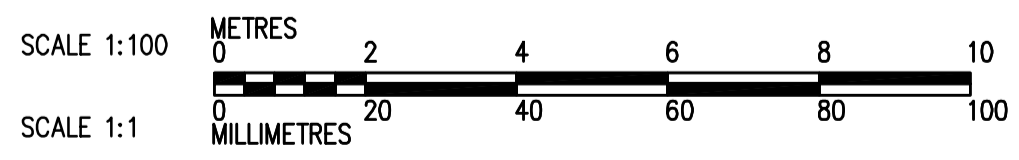
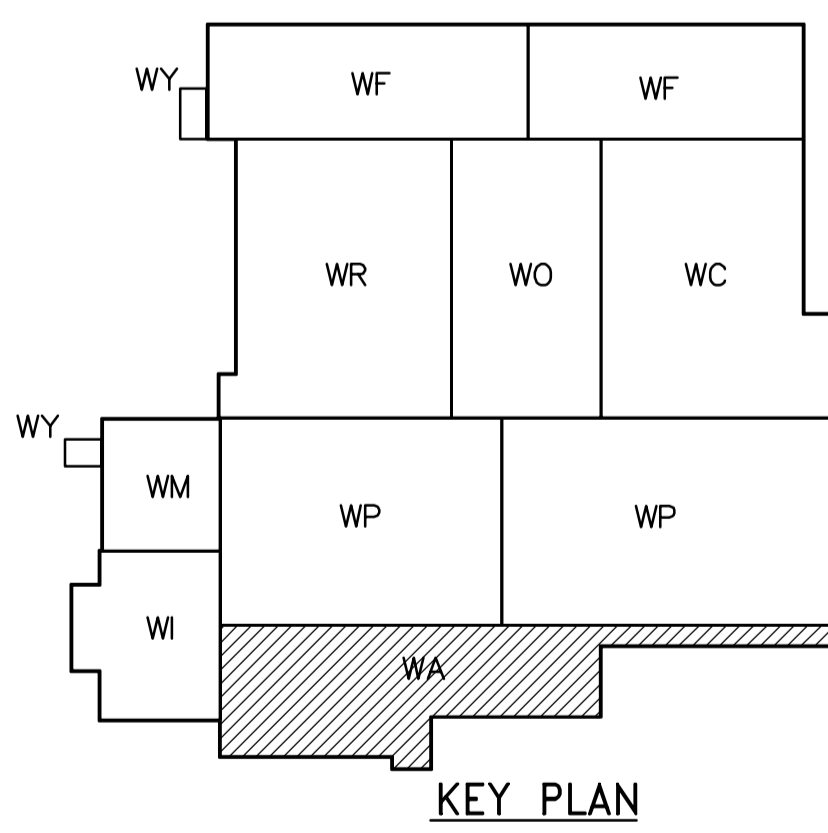


SECOND FLOOR PLAN
1:100



SECOND FLOOR PLAN (CONTINUATION)
1:100

NOTES
 1. FOR PLUMBING FIXTURE CONNECTION SIZES, REFER TO FIXTURE CONNECTION SCHEDULE ON DWG. WB-H0533.



 APEGN Certificate of Authorization CH2M HILL Canada Ltd. No. 1441 Expiry: April 30, 2007	B.M. ELEV.	 Frederickson Cooper ARCHITECTS	 A Terra International Ltd. Company	ENGINEER'S SEAL	 THE CITY OF WINNIPEG WATER AND WASTE DEPARTMENT ENGINEERING DIVISION WATER TREATMENT PLANT ADMINISTRATION MECHANICAL AND ELECTRICAL PLUMBING ADMINISTRATION AREA SECOND FLOOR PLAN	CITY FILE NUMBER
	DESIGNED BY JZ/SW			CHECKED BY DL		ORIGINAL SIGNED BY D.K. CUDDINGTON
	DRAWN BY JMcP	APPROVED BY AHL	2006/03/29	CITY DRAWING NUMBER		
	SCALE: 1:100	RELEASED FOR CONSTRUCTION BY: R. SOROKOWSKI	CONSULTANT DRAWING NO. WA-H0122	1-0601A-A-H0122-001-01D		
NO. REVISIONS	DATE BY	DATE 2005/07/15	DATE 2006/03/29			