SHEET: COW-A1 (05/2005)

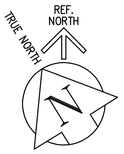


NOTES:

1. SEE DRAWING WB-E0401 FOR CABLE TRAY MOUNTING DETAILS.
2. ALL 120V LOADS ARE FED FROM LP-H31
3. ALL 600V LOADS ARE FED FROM DP-H32
4. FOR CABLE TRAY TAGGING SEE DET. 3 / WB-E0455

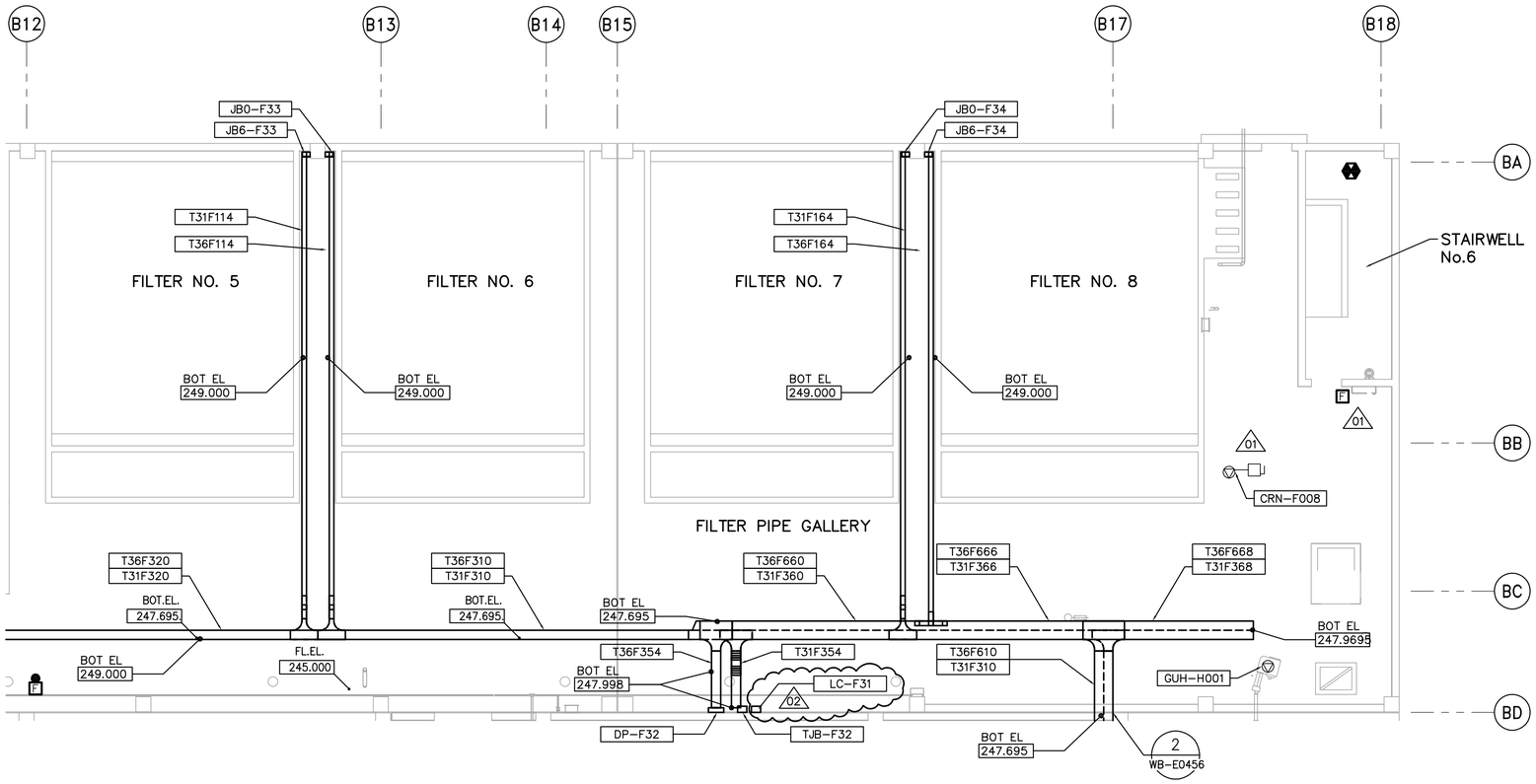


THIRD FLOOR FACILITY PLAN 2

1:100

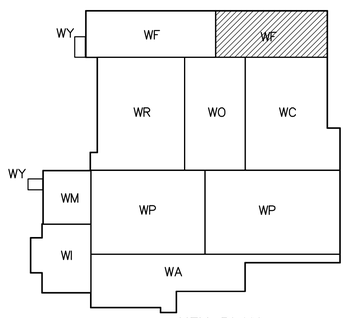


KEY PLAN

SCALE 1:100 METRES 0 2 4 6 8 10

SCALE 1:1 MILLIMETRES 0 20 40 60 80 100

APEGM
Certificate of Authorization
CH2M HILL Canada Ltd.
No. 1441 Expiry: April 30, 2007

B.M.
ELEV.

| NO. | REVISIONS | DATE | BY |
|---|---|---|---|
| 02 | 742-2005 ADDENDUM 5 | 06/05/19 | LL |
| 01 | 742-2005 ADDENDUM 3 | 06/05/05 | LL |
| 00 | ISSUED FOR TENDER | 06/03/29 | LL |

CH2MHILL
Frederickson Cooper ARCHITECTS
EarthTech A Tyco International Ltd. Company

| | | | |
|---|---|---|---|
| DESIGNED BY | LL | CHECKED BY | ND |
| DRAWN BY | TL | APPROVED BY | AHL |
| SCALE: | 1:100 | RELEASED FOR CONSTRUCTION BY: | R. SOROKOWSKI |
| DATE | 2005/07/13 | DATE | 2006/03/29 |

ENGINEER'S SEAL
ORIGINAL SIGNED BY
L.D. LLEWELLYN
2006/03/29

CONSULTANT DRAWING NO.
WF-E0132

Winnipeg
THE CITY OF WINNIPEG
WATER AND WASTE DEPARTMENT
ENGINEERING DIVISION

WATER TREATMENT PLANT
FILTRATION
MECHANICAL AND ELECTRICAL

ELECTRICAL
FILTRATION AREA 2
THIRD FLOOR FACILITY PLAN

CITY FILE NUMBER
SHEET OF
CITY DRAWING NUMBER
1-0601F-A-E0132-001-02D

Last Save: 2006-05-11 12:34 PM

C:\DOCUMENTS AND SETTINGS\SEVERITT\MY DOCUMENTS\NDMPROJ\321352 - WINNIPEGWTP\DN_WF-E0132_CH2M.DWG