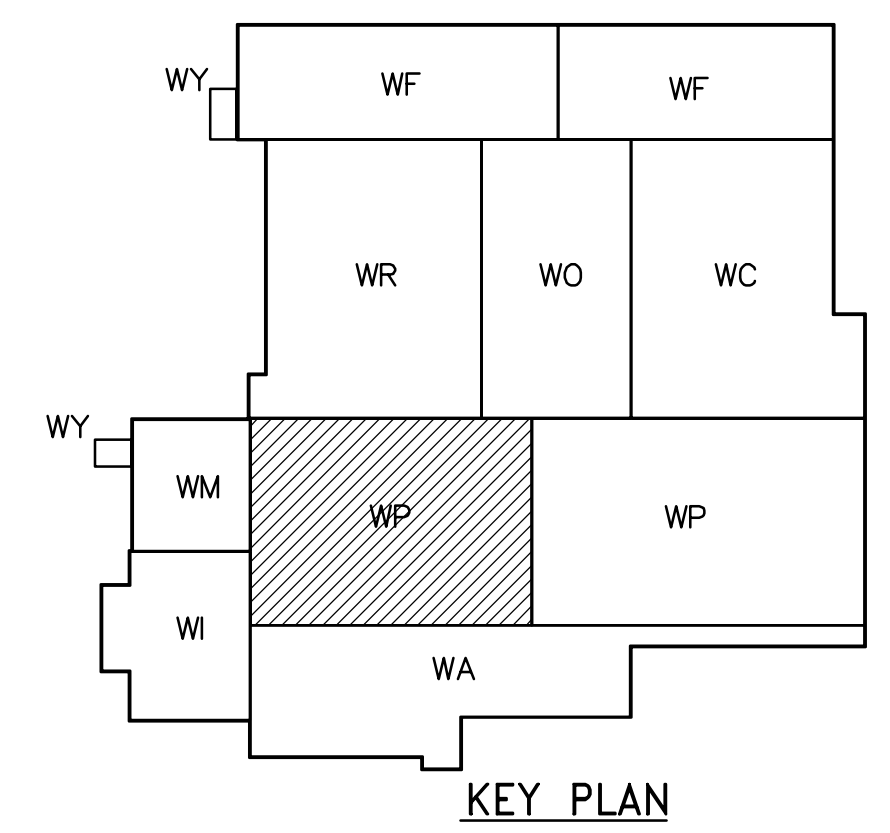
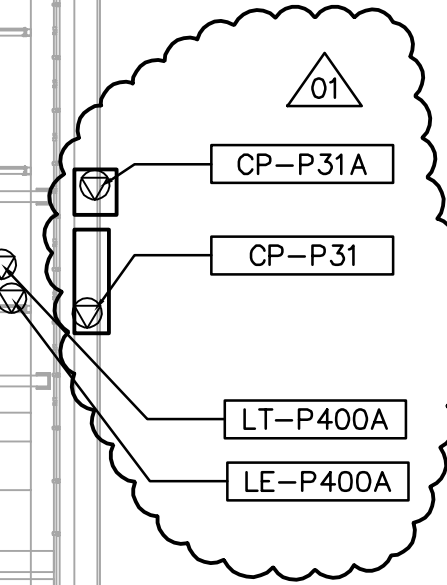
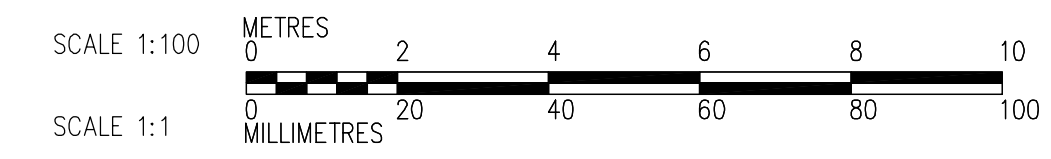


- NOTES:**
- SEE MCC 4A & 4B SINGLE LINE DIAGRAMS AND PANEL SCHEDULES DP-H31 AND DP-H32 FOR 600V POWER DISTRIBUTION.
 - SEE DRAWINGS WB-E0402 AND WB-E0403 FOR FLOCCULATION TANK EQUIPMENT WIRING DETAILS.
 - SEE CABLE BLOCK DIAGRAMS CBD-P-31 THROUGH CBD-P-39 FOR DAF EQUIPMENT AND INSTRUMENT INTERCONNECTION WIRING REQUIREMENTS.



THIRD FLOOR PROCESS PLAN (AREA 1)
1:100



<p>Certificate of Authorization CH2M HILL Canada Ltd. No. 1441 Expiry: April 30, 2007</p>	<p>Frederickson Cooper ARCHITECTS</p>		<p>A You International Ltd. Company</p>		<p>ENGINEER'S SEAL</p> <p>ORIGINAL SIGNED BY L.D. LLEWELLYN 2006/03/29</p> <p>CONSULTANT DRAWING NO. WP-E0133</p>	<p>THE CITY OF WINNIPEG WATER AND WASTE DEPARTMENT ENGINEERING DIVISION</p> <p>WATER TREATMENT PLANT FLOCCULATION AND DAF MECHANICAL AND ELECTRICAL</p> <p>ELECTRICAL FLOC/DAF AREA 1 THIRD FLOOR PROCESS PLAN</p>	CITY FILE NUMBER
	<p>DESIGNED BY LL CHECKED BY ND</p>		<p>DRAWN BY TL APPROVED BY AHL</p>				SHEET OF
	<p>SCALE: 1:100</p>		<p>RELEASED FOR CONSTRUCTION BY: R. SOROKOWSKI</p>				CITY DRAWING NUMBER
	<p>NO. REVISIONS DATE BY DATE 2005/07/12 DATE 2006/03/29</p>		<p>DATE 2005/07/12 DATE 2006/03/29</p>				1-0601P-A-E0133-001-01D