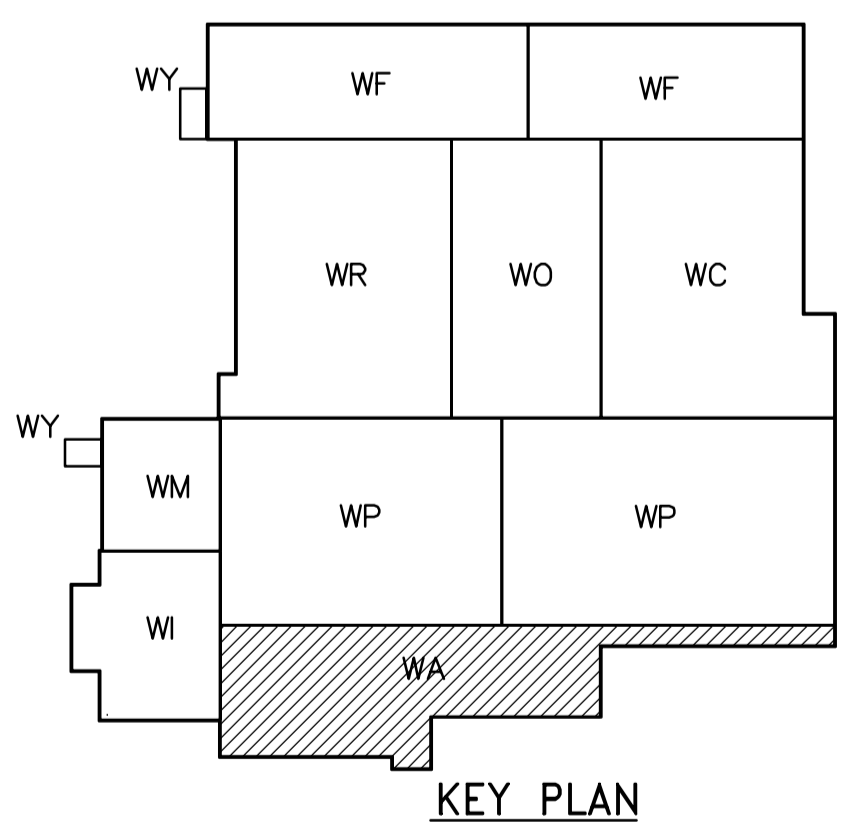
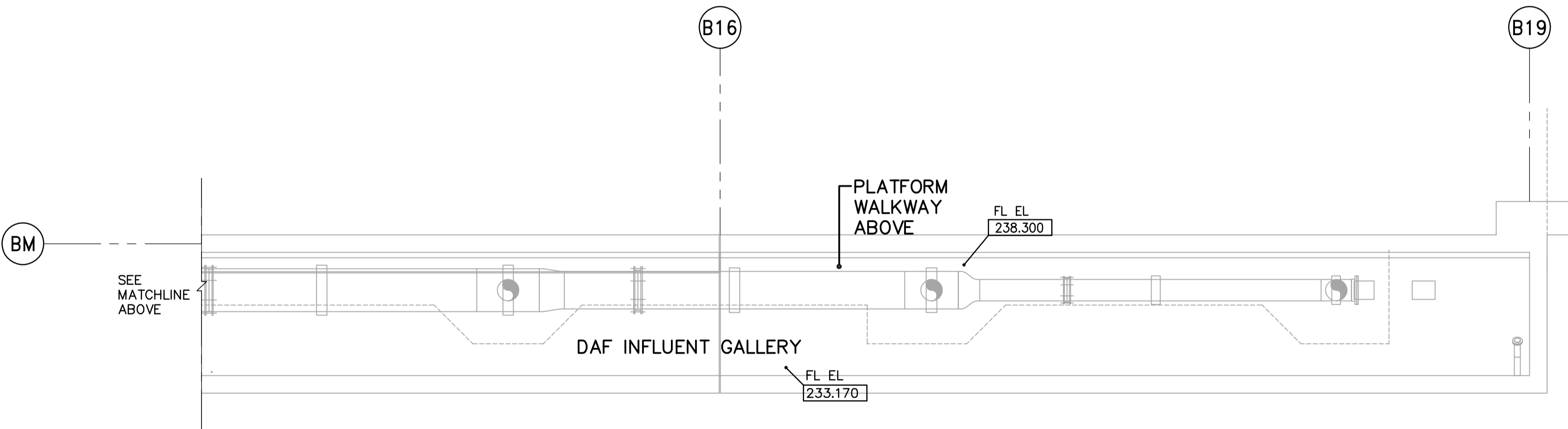
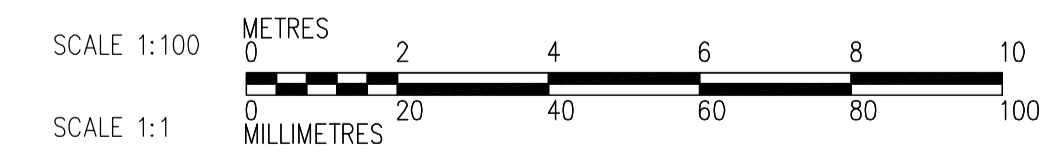


- NOTES:**
- SEE MCC #1A, #1B SINGLE LINE DIAGRAM AND DP-A11 & DP-A12 POWER DISTRIBUTION FOR 600V POWER REQUIREMENT.
 - SEE LP-A11 FOR 120/208V POWER DISTRIBUTION



LOWER LEVEL PROCESS PLAN
1:100



<p>APEGN Certificate of Authorization CH2M HILL Canada Ltd. No. 1441 Expiry: April 30, 2006</p>	<p>Frederickson Cooper ARCHITECTS</p>	<p>A Terra International Ltd. Company</p>	<p>ENGINEER'S SEAL</p> <p>ORIGINAL SIGNED BY L.D. LLEWELLYN 2006/03/29</p>	<p>THE CITY OF WINNIPEG WATER AND WASTE DEPARTMENT ENGINEERING DIVISION</p> <p>WATER TREATMENT PLANT ADMINISTRATION MECHANICAL AND ELECTRICAL</p> <p>ELECTRICAL ADMINISTRATION AREA LOWER LEVEL PROCESS PLAN</p>
	<p>DESIGNED BY JT</p> <p>CHECKED BY ND</p>	<p>DRAWN BY KJ</p> <p>APPROVED BY AHL</p>	<p>CONSULTANT DRAWING NO. WA-E0102</p>	
	<p>SCALE: 1:100</p> <p>RELEASED FOR CONSTRUCTION BY: R. SOROKOWSKI</p>	<p>DATE 2005/08/18</p> <p>DATE 2006/03/29</p>	<p>CITY FILE NUMBER</p> <p>SHEET OF</p> <p>CITY DRAWING NUMBER 1-0601A-A-E0102-001-000</p>	
	<p>00 ISSUED FOR TENDER 06/03/29 LL</p> <p>NO. REVISIONS DATE BY</p>	<p>DATE 2005/08/18</p> <p>DATE 2006/03/29</p>		