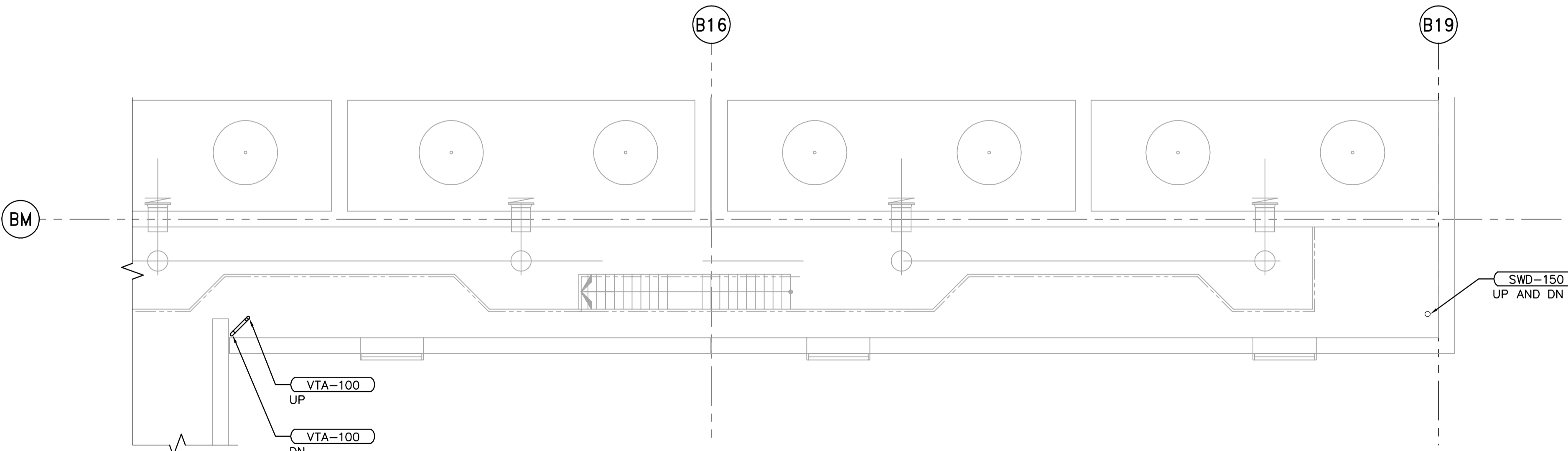
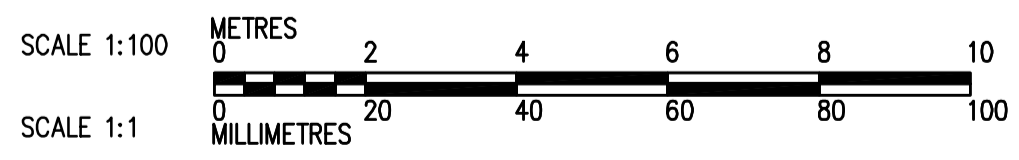
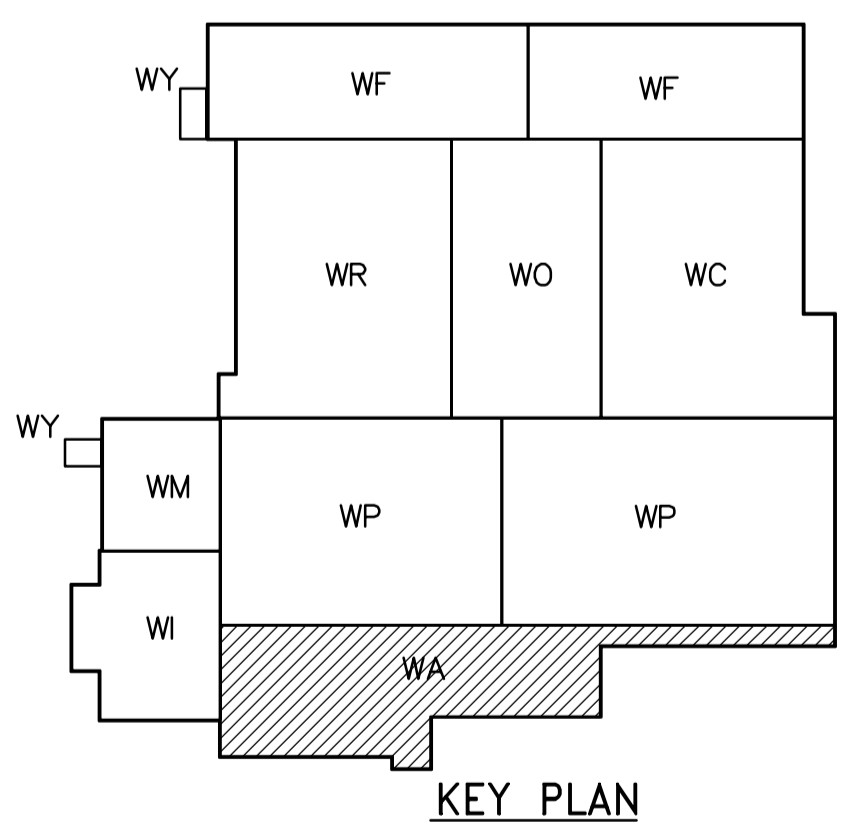


SECOND FLOOR PLAN
1:100



SECOND FLOOR PLAN (CONTINUATION)
1:100

NOTES
 1. FOR PLUMBING FIXTURE CONNECTION SIZES, REFER TO FIXTURE CONNECTION SCHEDULE ON DWG. WB-H0533.



 APEGN Certificate of Authorization CH2M HILL Canada Ltd. No. 1441 Expiry: April 30, 2006	 Frederickson Cooper ARCHITECTS	 A Terra International Ltd. Company	ENGINEER'S SEAL	 THE CITY OF WINNIPEG WATER AND WASTE DEPARTMENT ENGINEERING DIVISION	CITY FILE NUMBER
			DESIGNED BY: JZ/SW CHECKED BY: DL DRAWN BY: JMcP APPROVED BY: AHL SCALE: 1:100 RELEASED FOR CONSTRUCTION BY: R. SOROKOWSKI DATE: 2005/07/15 DATE: 2006/03/29		ORIGINAL SIGNED BY: D.K. CUDDINGTON DATE: 2006/03/29 CONSULTANT DRAWING NO.: WA-H0122
B.M. ELEV.			WATER TREATMENT PLANT ADMINISTRATION MECHANICAL AND ELECTRICAL		
00 ISSUED FOR TENDER 06/03/29 SW NO. REVISIONS DATE BY			PLUMBING ADMINISTRATION AREA SECOND FLOOR PLAN		