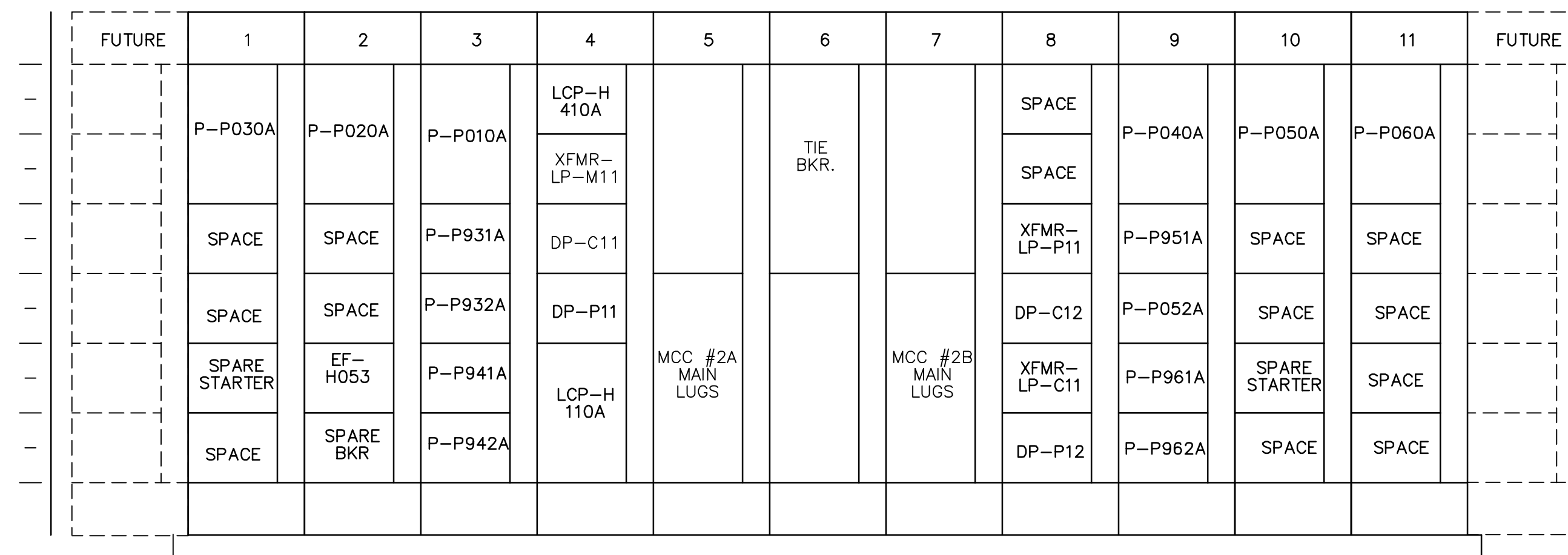


**600V SWITCHGEAR ELEVATION**

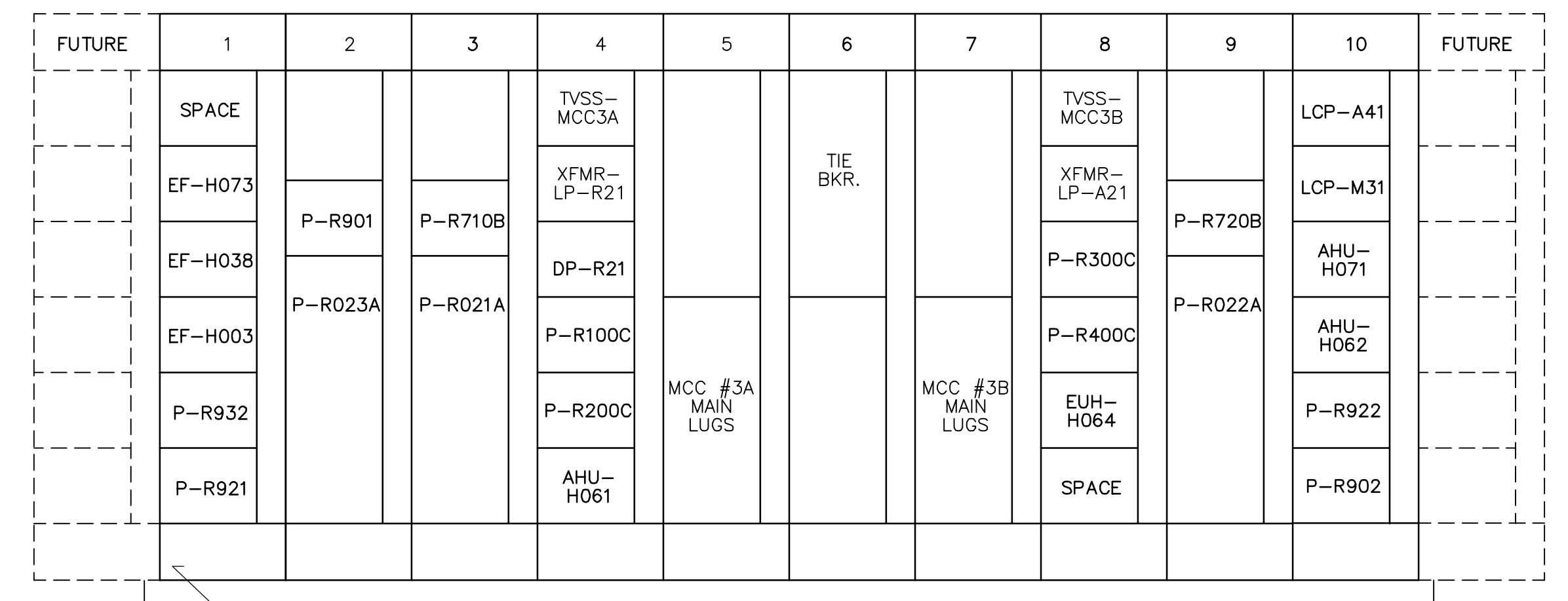
(NOT TO SCALE)



100 mm CONCRETE PAD

**MCC #2A, 2B ELEVATION**

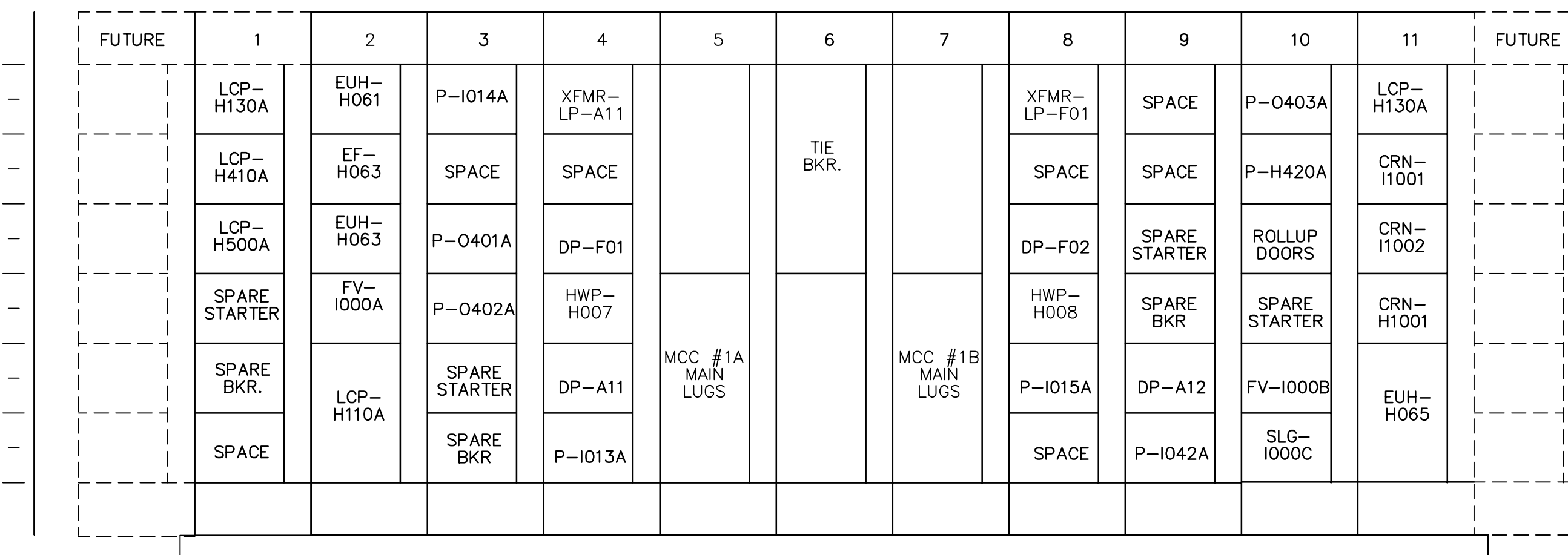
NOT TO SCALE



100 mm CONCRETE PAD

**MCC #3A, 3B ELEVATION**

NOT TO SCALE



100 mm CONCRETE PAD

**MCC #1A, 1B ELEVATION**

NOT TO SCALE



B.M. ELEV.			
DESIGNED BY	JT	CHECKED BY	ND
DRAWN BY	KJ	APPROVED BY	AHL
SCALE:	NTS	RELEASED FOR CONSTRUCTION BY:	R. SOROKOWSKI
00 ISSUED FOR TENDER	06/03/29	DATE	2005/06/29
NO. REVISIONS	DATE	BY	DATE

**Frederickson Cooper**  
ARCHITECTS

A Yeo International Ltd. Company

DESIGNED BY	JT	CHECKED BY	ND
DRAWN BY	KJ	APPROVED BY	AHL
SCALE:	NTS	RELEASED FOR CONSTRUCTION BY:	R. SOROKOWSKI
DATE	2005/06/29	DATE	2006/03/29

ENGINEER'S SEAL

ORIGINAL SIGNED BY

L.D. LLEWELLYN

2006/03/29

CONSULTANT DRAWING NO.

WB-E0514

**THE CITY OF WINNIPEG**  
 WATER AND WASTE DEPARTMENT  
 ENGINEERING DIVISION

CITY FILE NUMBER  
 SHEET OF  
 CITY DRAWING NUMBER  
 1-0601B-F-E0514-001-000

**WATER TREATMENT PLANT**  
**MAIN BUILDING**  
**MECHANICAL AND ELECTRICAL**  
 ELECTRICAL  
 600V SWITCHGEAR/MCC LAYOUTS