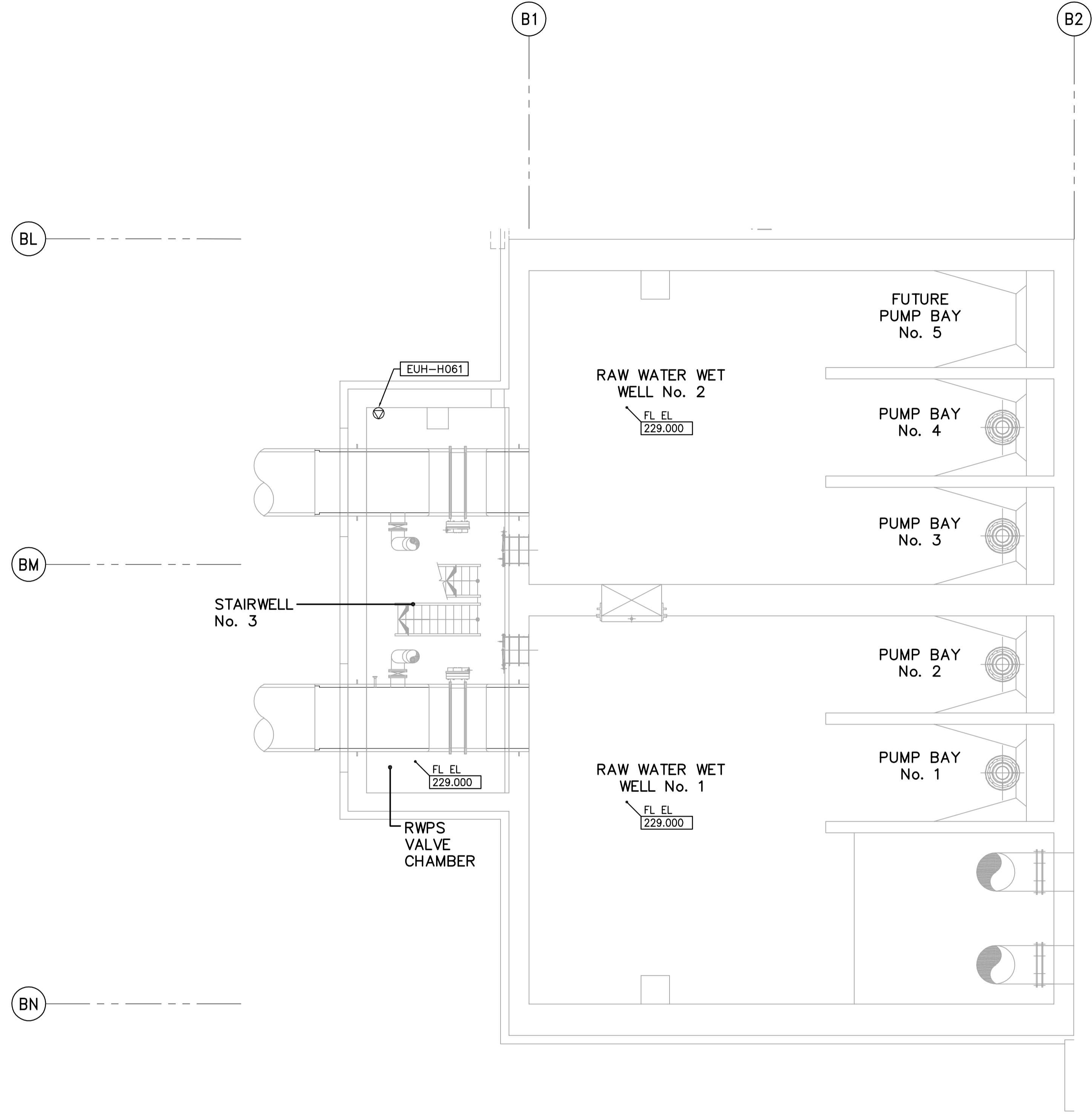
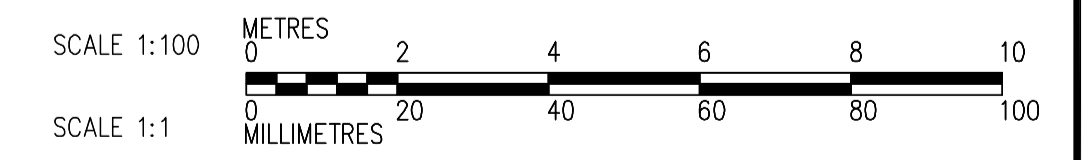
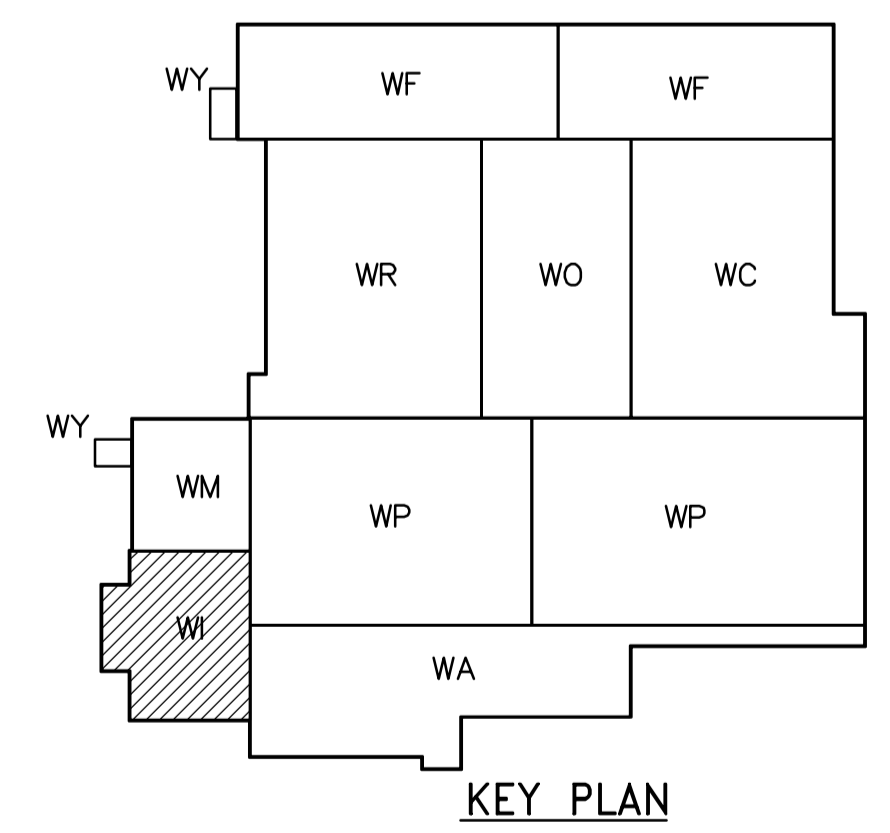


NOTE:
1. SEE MCC #1A & #1B SINGLE LINE DIAGRAM FOR 600V POWER DISTRIBUTION.



LOWER LEVEL FACILITY PLAN
1:100



 APEGN Certificate of Authorization CH2M HILL Canada Ltd. No. 1441 Expiry: April 30, 2006	B.M. ELEV.	 Frederickson Cooper ARCHITECTS	 A Terra International Ltd. Company	ENGINEER'S SEAL ORIGINAL SIGNED BY L.D. LLEWELLYN 2006/03/29	 THE CITY OF WINNIPEG WATER AND WASTE DEPARTMENT ENGINEERING DIVISION	
	DESIGNED BY LL CHECKED BY ND			WATER TREATMENT PLANT INLET WORKS AND RAW WATER PUMPING MECHANICAL AND ELECTRICAL		CITY FILE NUMBER
	DRAWN BY KJ APPROVED BY AHL					SHEET OF
	SCALE: 1:100 RELEASED FOR CONSTRUCTION BY: R. SOROKOWSKI					CONSULTANT DRAWING NO. WI-E0101
00 ISSUED FOR TENDER 06/03/29 LL	DATE 2005/07/13 DATE 2006/03/29	ELECTRICAL RAW WATER PUMP STATION AREA LOWER LEVEL FACILITY PLAN				