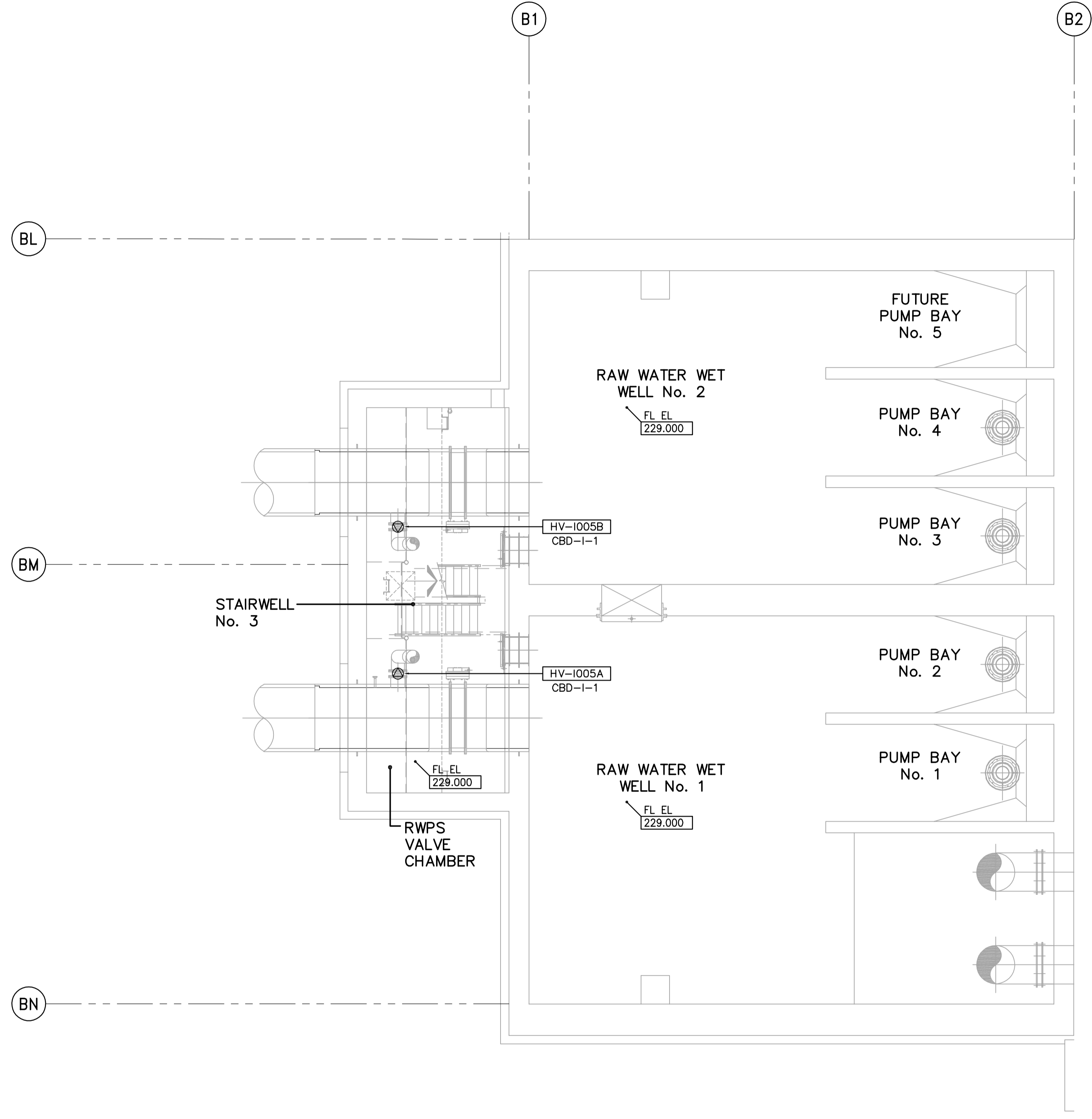
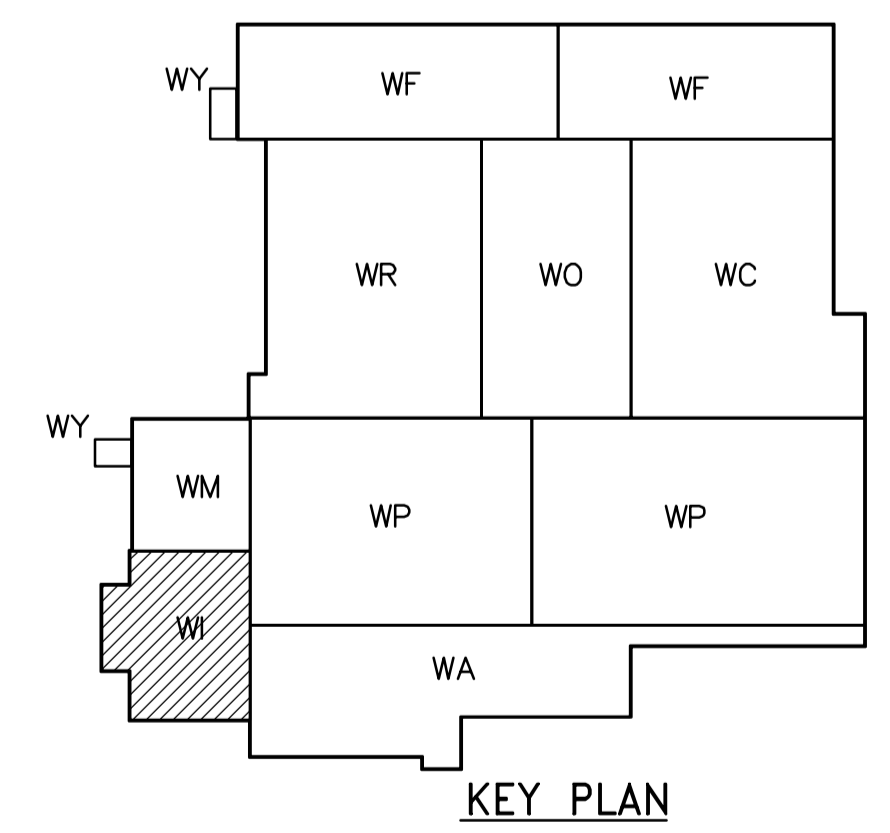


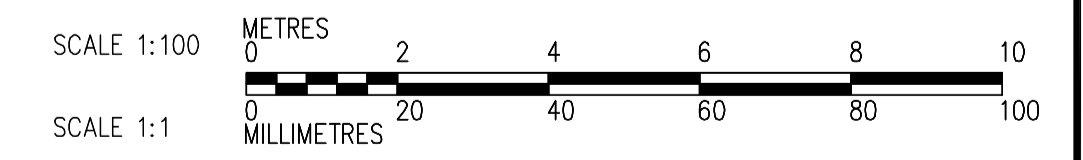
NOTE:
1. SEE MCC #1A & #1B SINGLE LINE DIAGRAM FOR 600V POWER DISTRIBUTION.



LOWER LEVEL PROCESS PLAN
1:100



KEY PLAN



<p>APEGN Certificate of Authorization CH2M HILL Canada Ltd. No. 1441 Expiry: April 30, 2006</p>	<p>Frederickson Cooper ARCHITECTS</p>		<p>A Geo International Ltd. Company</p>		ENGINEER'S SEAL ORIGINAL SIGNED BY L.D. LLEWELLYN 2006/03/29	<p>THE CITY OF WINNIPEG WATER AND WASTE DEPARTMENT ENGINEERING DIVISION</p>	WATER TREATMENT PLANT INLET WORKS AND RAW WATER PUMPING MECHANICAL AND ELECTRICAL	CITY FILE NUMBER SHEET OF
	DESIGNED BY: JT CHECKED BY: ND		DRAWN BY: KJ APPROVED BY: AHL		CONSULTANT DRAWING NO. WI-E0102		ELECTRICAL RAW WATER PUMP STATION AREA LOWER LEVEL PROCESS PLAN	CITY DRAWING NUMBER 1-06011-A-E0102-001-000
	SCALE: 1:100 RELEASED FOR CONSTRUCTION BY: R. SOROKOWSKI		INO. REVISIONS DATE BY				00 ISSUED FOR TENDER 06/03/29 LL	DATE 2005/07/13 DATE 2006/03/29