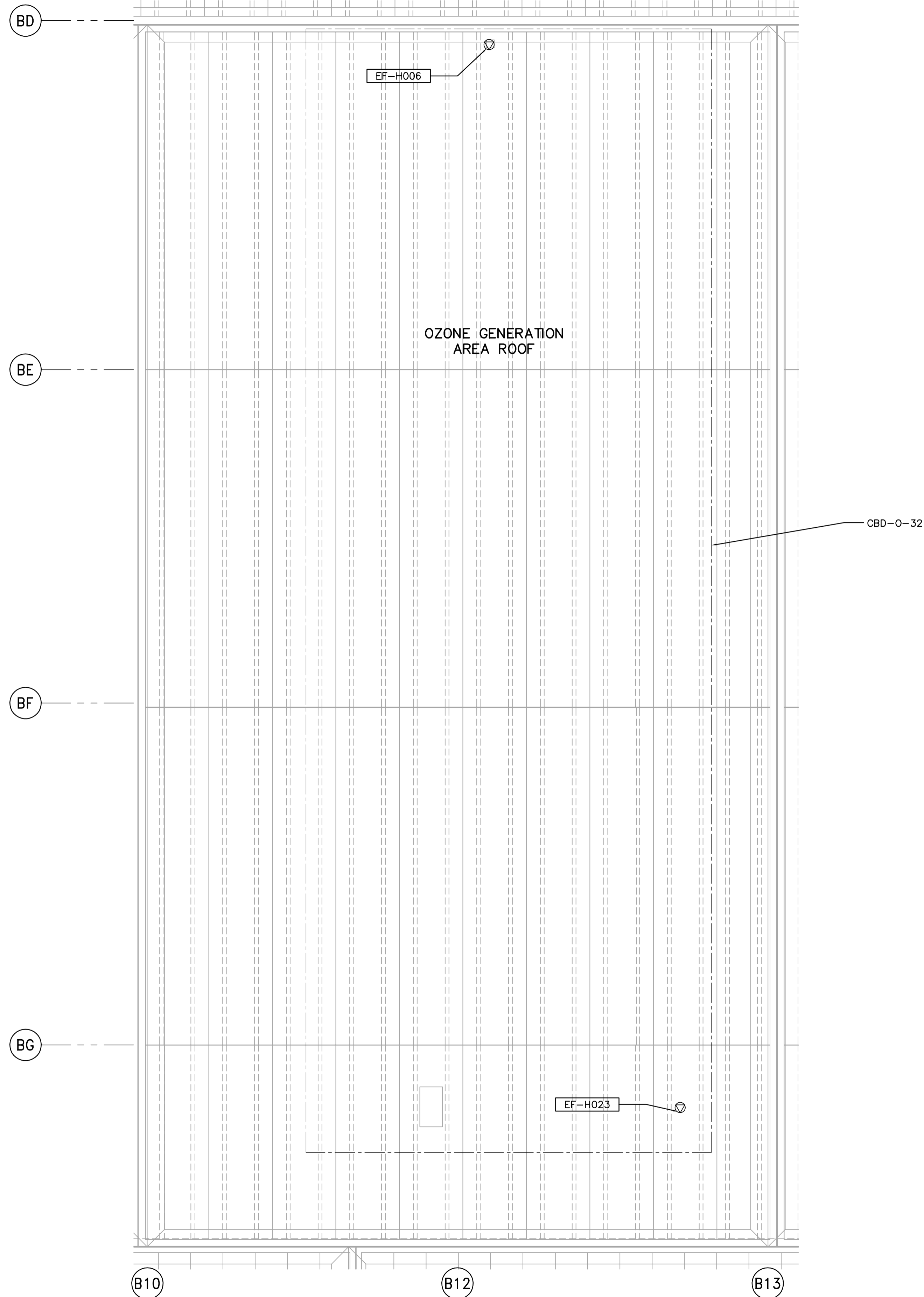
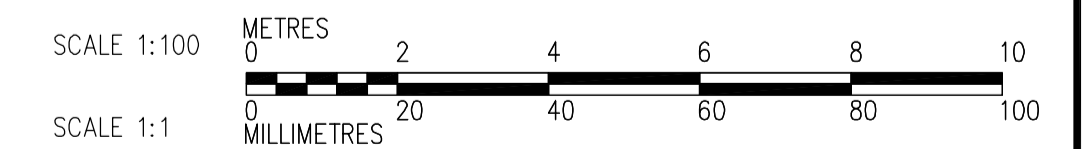
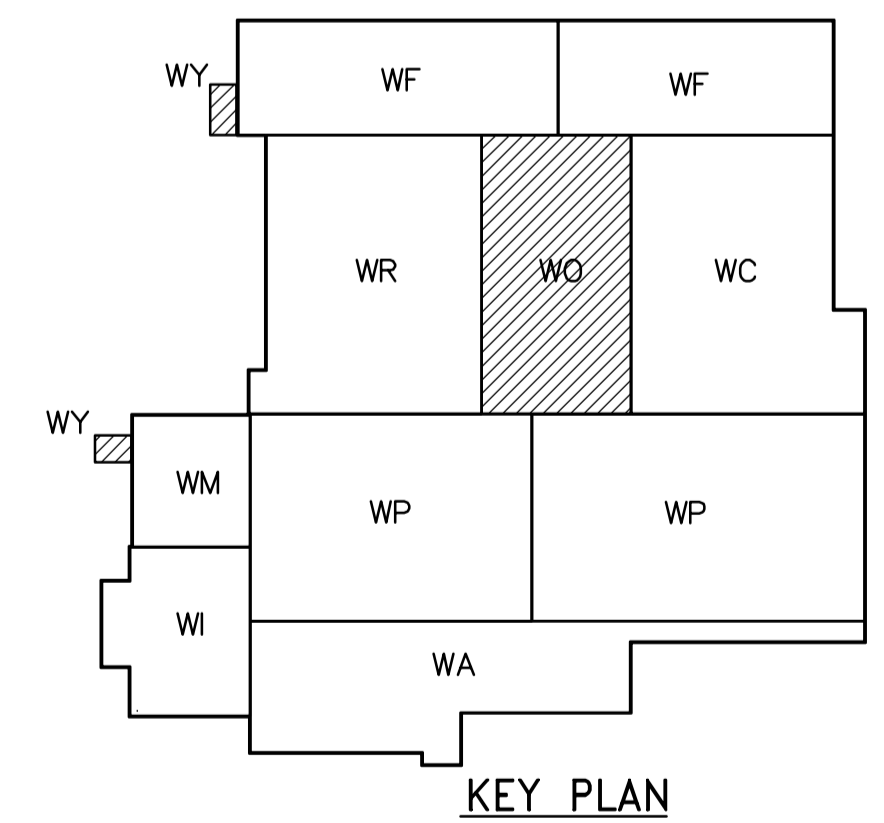


ROOF AREA FACILITY PLAN
1:100



- NOTES**
1. SEE MCC 4B SINGLE LINE DIAGRAM FOR 600V POWER DISTRIBUTION.
 2. ALL 120V AND 208V LOADS ARE FED FROM LP-H31.



 APEGN Certificate of Authorization CH2M HILL Canada Ltd. No. 1441 Expiry: April 30, 2006	B.M. ELEV.	 Frederickson Cooper ARCHITECTS	 A Geo International Ltd. Company	ENGINEER'S SEAL ORIGINAL SIGNED BY L.D. LLEWELLYN 2006/03/29	 THE CITY OF WINNIPEG WATER AND WASTE DEPARTMENT ENGINEERING DIVISION WATER TREATMENT PLANT OZONE MECHANICAL AND ELECTRICAL ELECTRICAL OZONATION AREA ROOF FACILITY PLAN	CITY FILE NUMBER
	DESIGNED BY LL CHECKED BY ND	APPROVED BY AHL	SHEET OF			
	SCALE: 1:100 RELEASED FOR CONSTRUCTION BY: R. SOROKOWSKI DATE 2006/03/06	CONSULTANT DRAWING NO. WO-E0145	CITY DRAWING NUMBER 1-06010-A-E0145-001-000			
NO. REVISIONS DATE BY	00 ISSUED FOR TENDER 06/03/29 LL NO. REVISIONS DATE BY	DATE 2006/03/06	DATE 2006/03/29	DATE 2006/03/29		